



Eagle Pass Light Rescue #1069

Chassis

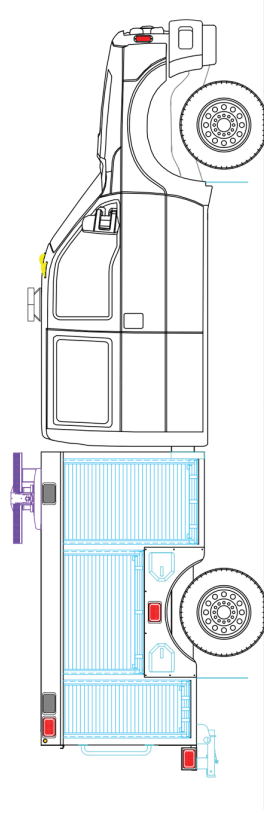
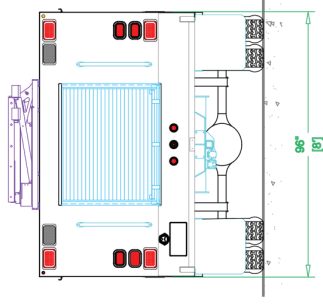
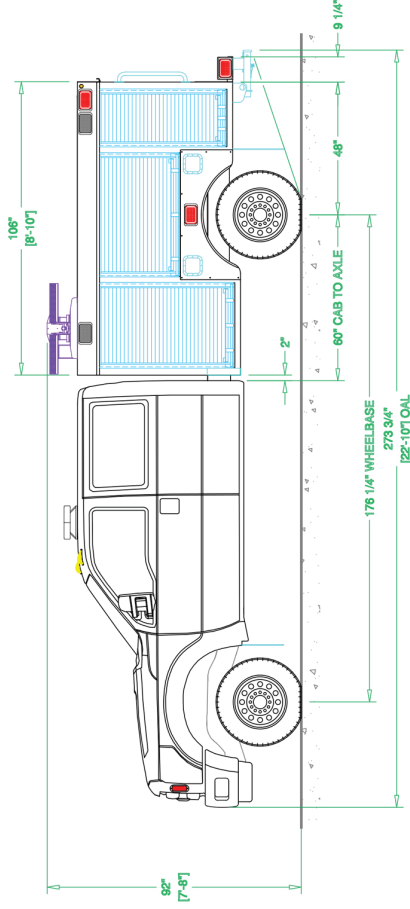
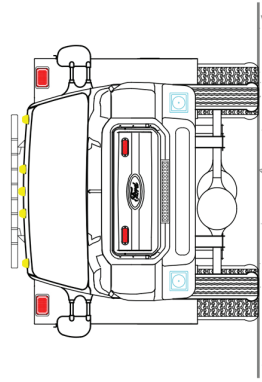
Cab: Ford F-550 4x4 SD Crew Cab
Engine: 6.7L PowerStroke, 450HP
Transmission: TorqShift 6-Speed
Wheelbase: 176"

Body

Material: Aluminum
Body Length: 8'-10"
Overall Height: 7'-8"
Overall Length: 22'-10"

Features

Command Light Shadow SL442D-W1 Light Tower
Custom Mounting for Holmatro Rescue Tools
OnScene Solutions LED Compartment Lighting
Warn 6,000-lb, 12-Volt Electric Winch
Whelen LED Warning & Scene Light Package
SlideMaster Dual-Direction Slide



See more at svitrucks.com