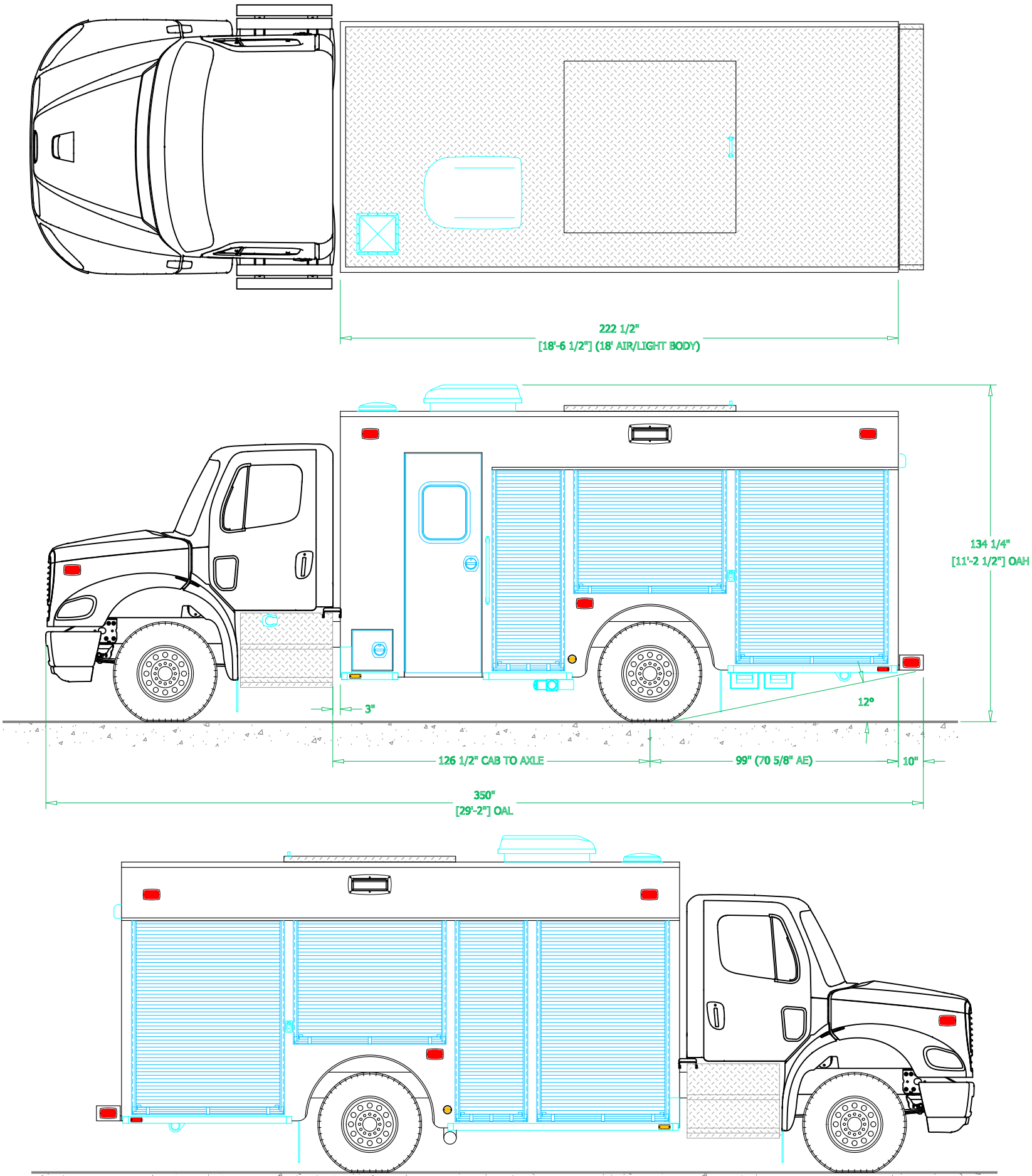


PRELIMINARY DRAWING - FOR LAYOUT PURPOSES ONLY



REVISIONS			
REV	DESCRIPTION	DATE	BY

NOTE 1: Do not scale drawing. This drawing is for general truck configuration only. All items and dimensions shown are approximate and may vary with final production. The drawing may not provide illustration for all items in the specification. In all situations where the drawing may contradict the specifications, the specifications shall prevail. This drawing and all data herein are provided as confidential materials and shall not be reproduced without written consent of the manufacturer.

NOTE 2: Chassis frame height will change due to axle characteristics, loading and tire dimensions which will effect the overall height dimension shown. Any overall height restrictions should take this into consideration and allow approximately 2-3 inches of tolerance.

SVI FIRE & RESCUE TRUCKS

3842 REDMAN DRIVE, FORT COLLINS, CO 80524 PHONE 970-297-7100, FAX 970-297-7099

CLARK COUNTY

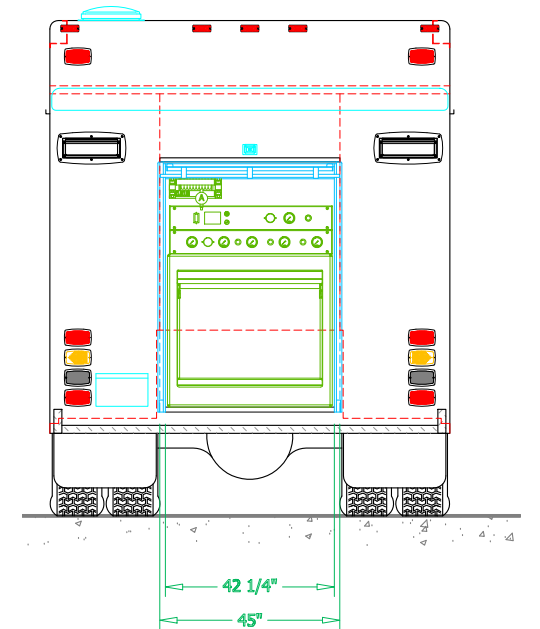
FIRE DEPARTMENT

BODY SIZE: 18' BODY	UNIT TYPE: AIR/LIGHT
BODY MATERIAL: 3/16" ALUMINUM	TRUCK NO: SVI #xxx
CHASSIS TYPE: FREIGHTLINER	WHEELBASE: SEE DWG
M2	CAB TO AXLE: SEE DWG
-	OVERALL LENGTH (OAL): SEE DWG
TWO DOOR	OVERALL WIDTH (OAW): SEE DWG
	OVERALL HEIGHT (OAH): SEE DWG

DRAWN BY: HJR	DATE: March 14, 2018	SCALE: 1/4" = 1'-0"
DRAWING NO: ClarkCounty_NV_at_PreCon1		SHEET 1 OF 3

Diagram illustrating the top-down view of the vehicle interior layout. The layout shows the front and rear seats, the dashboard, and the rear cargo area. A dashed line indicates the location of the 12V panel, labeled "12V PANEL". Another dashed line indicates the location of the ceiling air flow unit, labeled "CEILING AIR FLOW".

NOTE 1: Do not scale drawing. This drawing is for general truck configuration only. All items and dimensions shown are approximate and may vary with final production. The drawing may not provide illustration for all items in the specification. In all situations where the drawing may contradict the specifications, the specifications shall prevail. This drawing and all data herein are provided as confidential materials and shall not be reproduced without written consent of the manufacturer.



CLARK COUNTY
FIRE DEPARTMENT

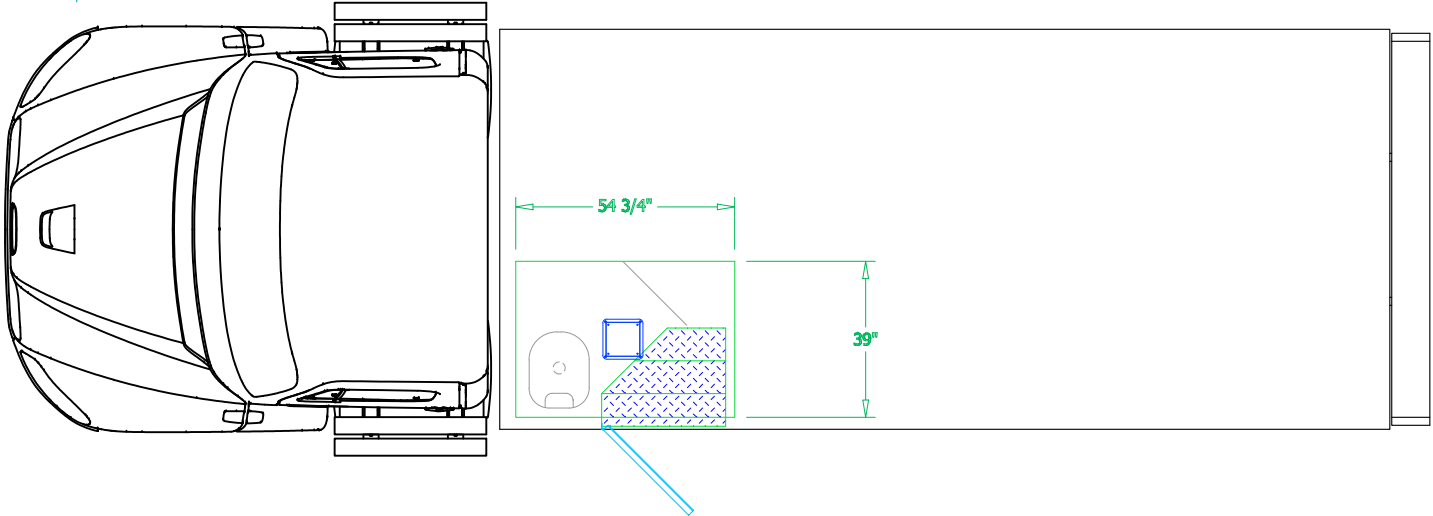
SHEET 2 OF 3

PRELIMINARY DRAWING - FOR LAYOUT PURPOSES ONLY

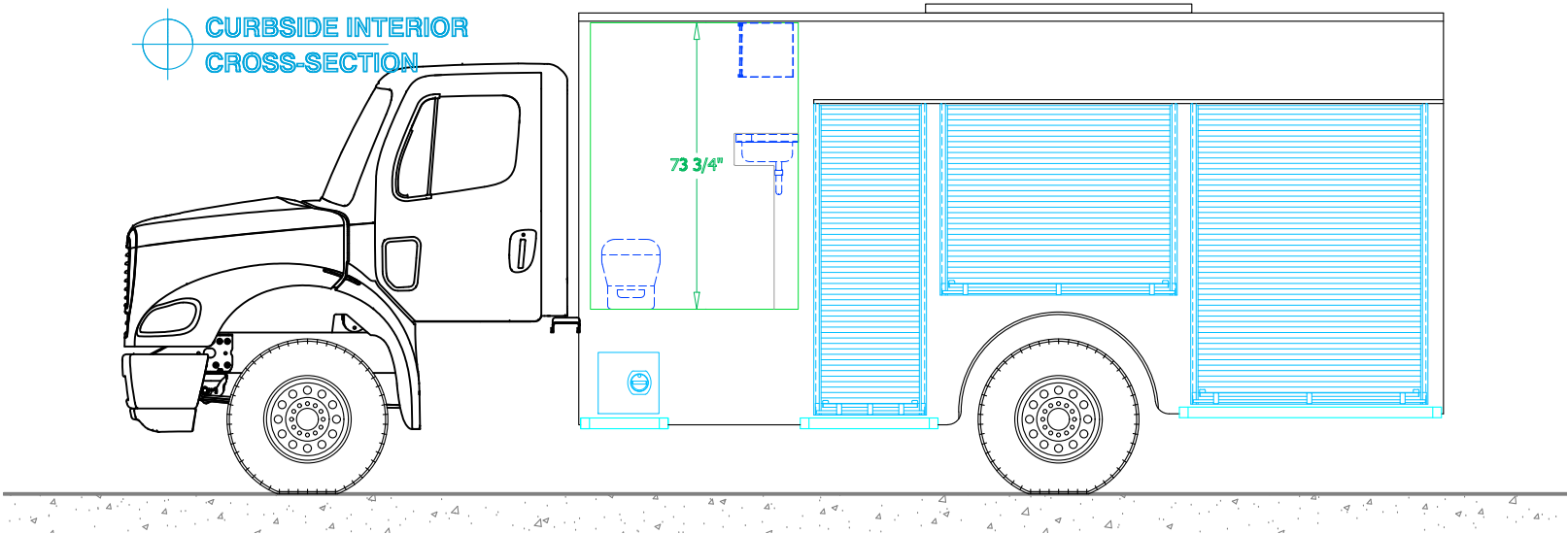
REVISIONS			
REV	DESCRIPTION	DATE	BY

NOTE 1: Do not scale drawing. This drawing is for general truck configuration only. All items and dimensions shown are approximate and may vary with final production. The drawing may not provide illustration for all items in the specification. In all situations where the drawing may contradict the specifications, the specifications shall prevail. This drawing and all data herein are provided as confidential materials and shall not be reproduced without written consent of the manufacturer.

PLAN VIEW
CROSS-SECTION



CURBSIDE INTERIOR
CROSS-SECTION



SVI FIRE & RESCUE TRUCKS
3842 REDMAN DRIVE, FORT COLLINS, CO 80524 PHONE 970-297-7100, FAX 970-297-7099

CLARK COUNTY
FIRE DEPARTMENT

DRAWN BY: HDR DATE: Mar. 14, 18 SCALE: 1/4" = 1'-0"
DRAWING NO: ClarkCounty_NV_sl_PreCon1