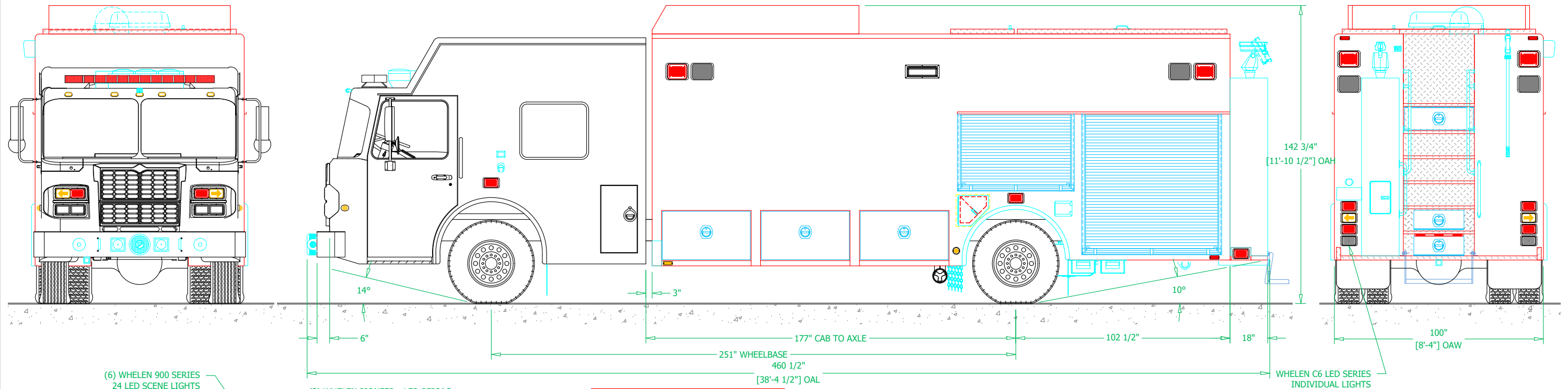
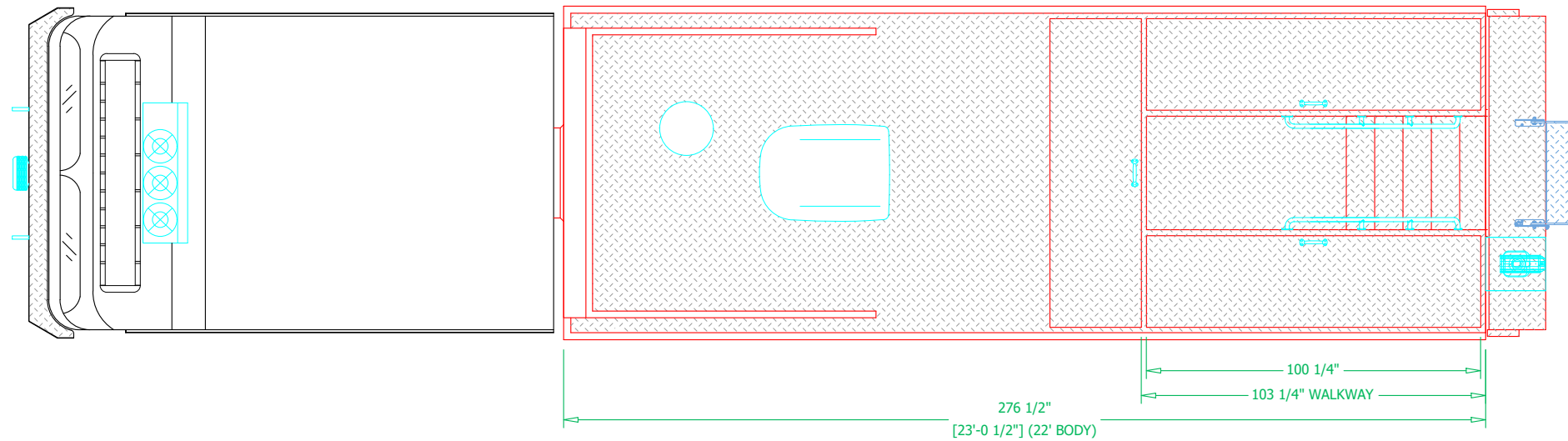


PRELIMINARY DRAWING - FOR LAYOUT PURPOSES ONLY

REVISIONS			
REV	DESCRIPTION	DATE	BY

NOTE 1: Do not scale drawing. This drawing is for general truck configuration only. All items and dimensions shown are approximate and may vary with final production. The drawing may not provide illustration for all items in the specification. In all situations where the drawing may contradict the specifications, the specifications shall prevail. This drawing and all data herein are provided as confidential materials and shall not be reproduced without written consent of the manufacturer.

NOTE 2: Chassis frame height will change due to axle characteristics, loading and tire dimensions which will effect the overall height dimension shown. Any overall height restrictions should take this into consideration and allow approximately 2-3 inches of tolerance.



(6) WHELEN 900 SERIES
24 LED SCENE LIGHTS
(2 EACH SIDE, 2 REAR)

(2) WHELEN PIONEER+ LED PFP2AC
SERIES SCENE LIGHTS (1 EACH SIDE)

WHELEN C6 LED SERIES
INDIVIDUAL LIGHTS
FOR TAIL LIGHTS

(6) WHELEN C9 SERIES
RED LED WARNING LIGHTS
(2 EACH SIDE, 2 REAR)

(10) WHELEN C6 SERIES
RED LED WARNING LIGHTS
(3 EACH SIDE, 2 FRONT, 2 REAR)



SVI FIRE & RESCUE TRUCKS
3842 REDMAN DRIVE, FORT COLLINS, CO 80524 PHONE 970-297-7100, FAX 970-297-7099

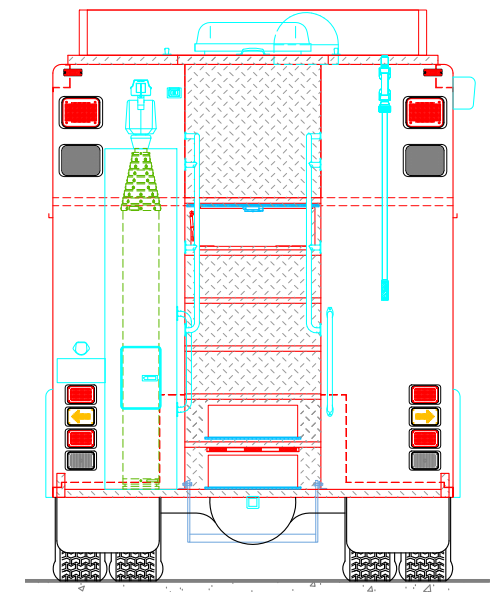
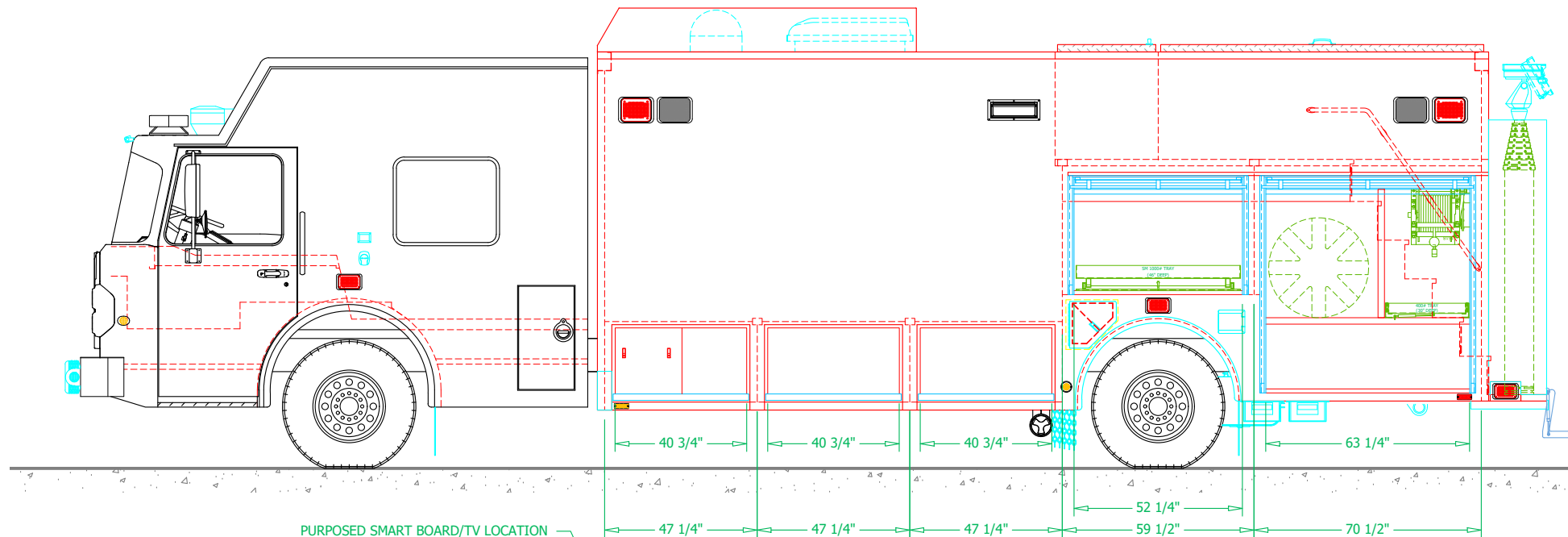
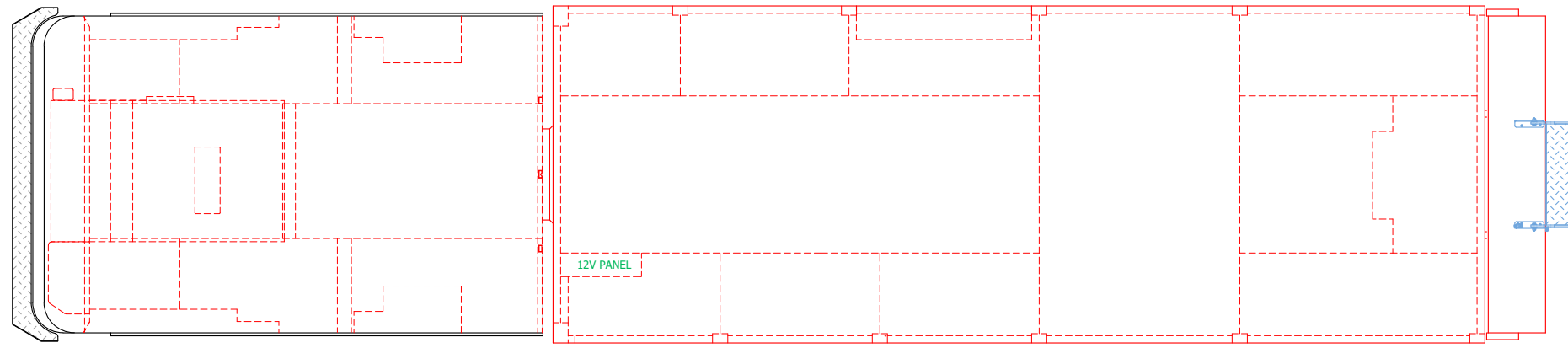
FRANKLIN
FIRE DEPARTMENT

BODY SIZE: 22' BODY	UNIT TYPE: HAZ-MAT
BODY MATERIAL: 3/16" ALUMINUM	TRUCK NO: SVI #xxx
CHASSIS TYPE: SPARTAN	WHEELBASE: SEE DWG
METRO STAR LFD	CAB TO AXLE: SEE DWG
24" RR	OVERALL LENGTH (OAL): SEE DWG
FOUR DOOR	OVERALL WIDTH (OAW): SEE DWG
	OVERALL HEIGHT (OAH): SEE DWG

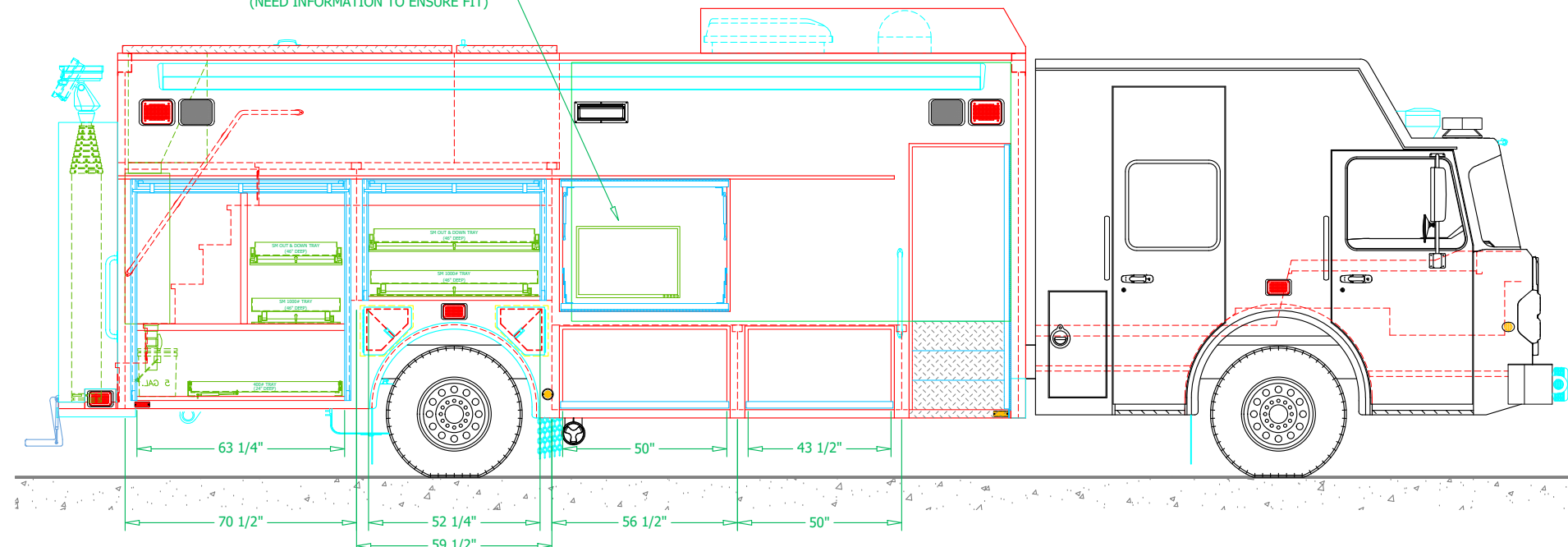
PRELIMINARY DRAWING - FOR LAYOUT PURPOSES ONLY

REVISIONS			
REV	DESCRIPTION	DATE	BY

NOTE 1: Do not scale drawing. This drawing is for general truck configuration only. All items and dimensions shown are approximate and may vary with final production. The drawing may not provide illustration for all items in the specification. In all situations where the drawing may contradict the specifications, the specifications shall prevail. This drawing and all data herein are provided as confidential materials and shall not be reproduced without written consent of the manufacturer.



PURPOSED SMART BOARD/TV LOCATION
(NEED INFORMATION TO ENSURE FIT)



SVI
FORT COLLINS COLORADO

SVI FIRE & RESCUE TRUCKS
3842 REDMAN DRIVE, FORT COLLINS, CO 80524 PHONE 970-297-7100, FAX 970-297-7099

FRANKLIN
FIRE DEPARTMENT

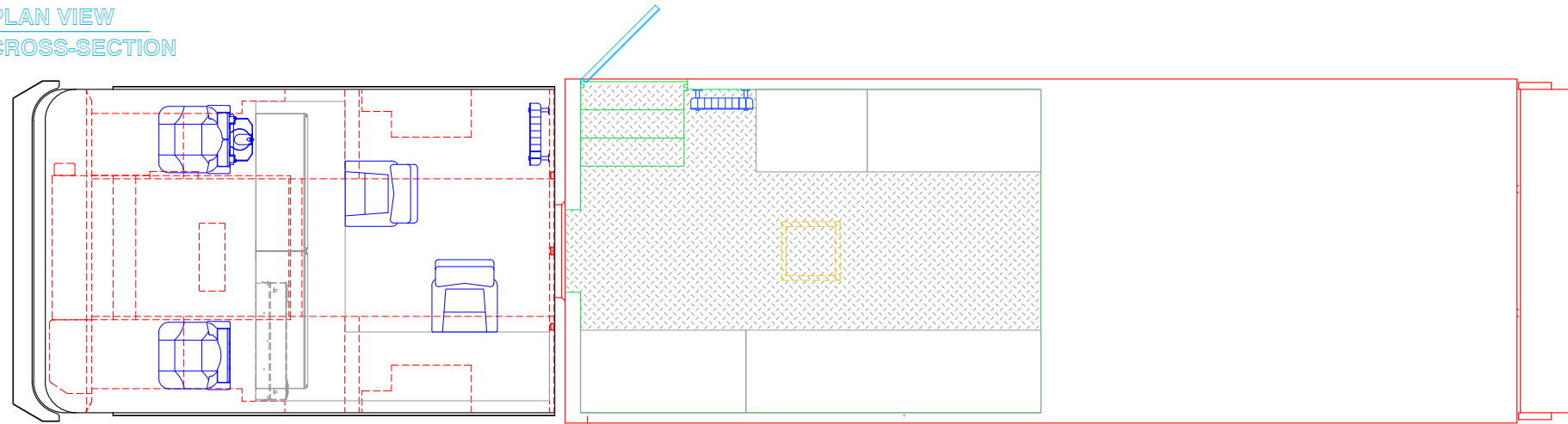
DRAWN BY: HJR	DATE: November 8, 2018	SCALE: 1/4" = 1'-0"
DRAWING NO: Franklin_TN_hz_PreCon1	SHEET 2 OF 3	

PRELIMINARY DRAWING - FOR LAYOUT PURPOSES ONLY

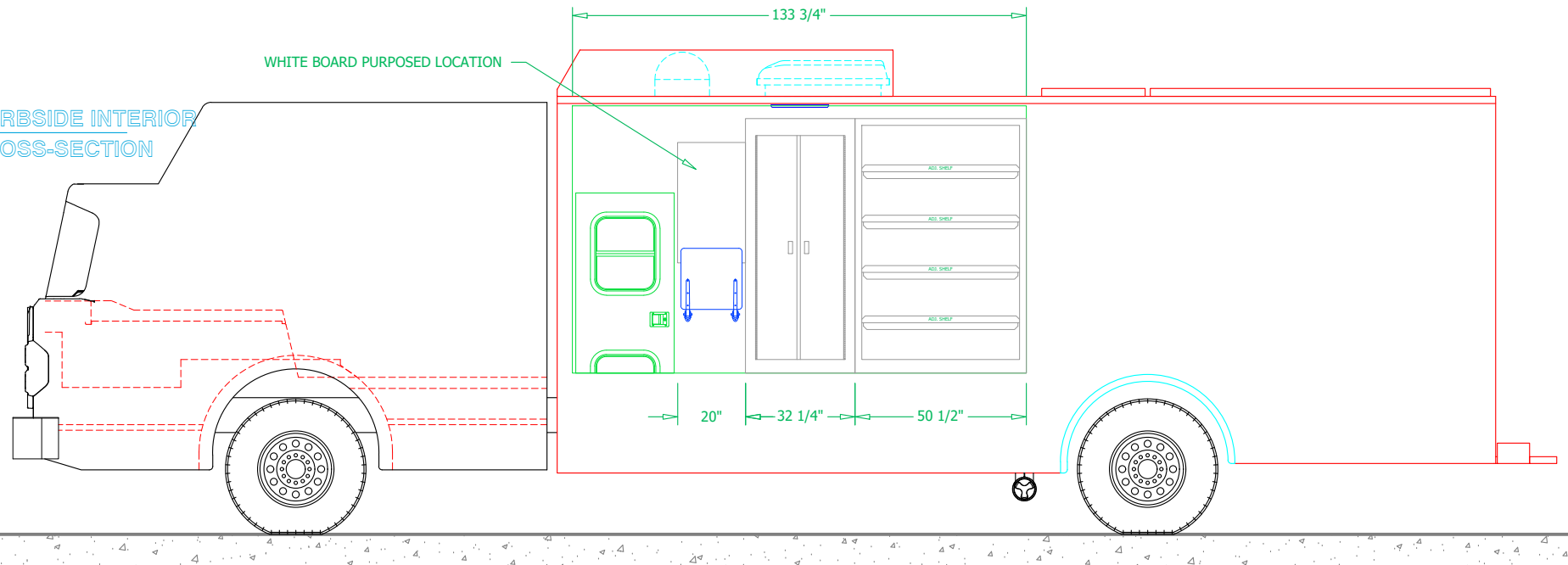
REVISIONS			
REV	DESCRIPTION	DATE	BY

NOTE 1: Do not scale drawing. This drawing is for general truck configuration only. All items and dimensions shown are approximate and may vary with final production. The drawing may not provide illustration for all items in the specification. In all situations where the drawing may contradict the specifications, the specifications shall prevail. This drawing and all data herein are provided as confidential materials and shall not be reproduced without written consent of the manufacturer.

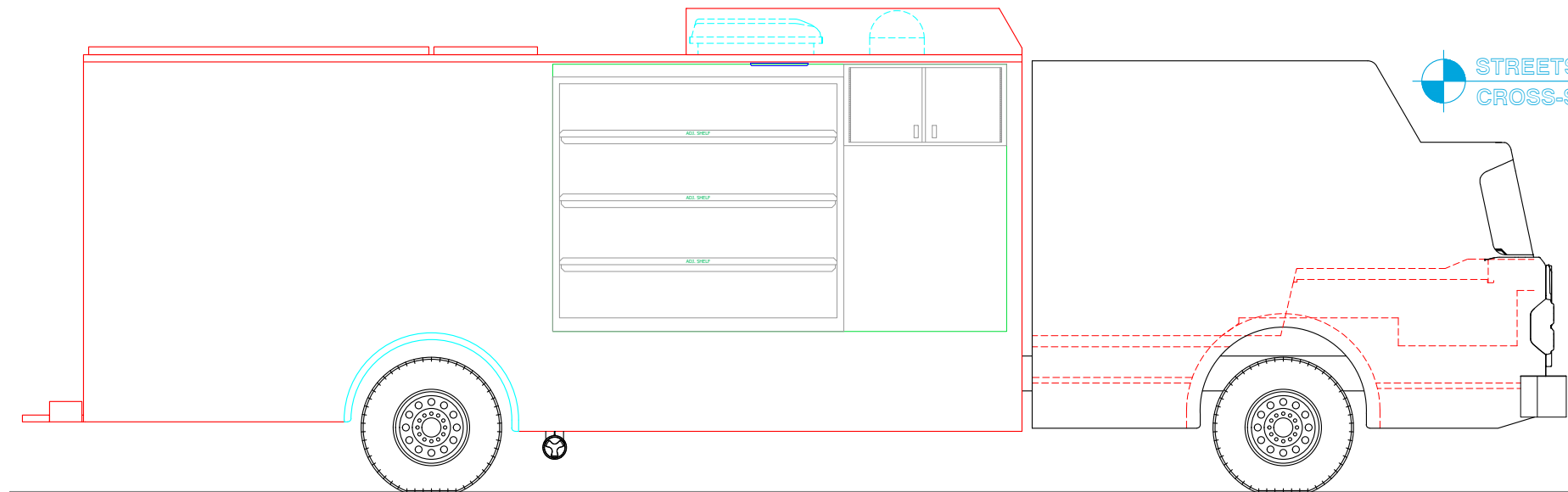
PLAN VIEW
CROSS-SECTION



CURBSIDE INTERIOR
CROSS-SECTION



STREETSIDE INTERIOR
CROSS-SECTION



SVI FIRE & RESCUE TRUCKS
3842 REDMAN DRIVE, FORT COLLINS, CO 80524 PHONE 970-297-7100, FAX 970-297-7099

**FRANKLIN
FIRE DEPARTMENT**

DRAWN BY: HJR	DATE: November 8, 2018	SCALE: 1/4" = 1'-0"
DRAWING NO: Franklin_TN_hz_PreCon1		SHEET 3 OF 3