



Loveland, CO Type 4 Engine #1098

Chassis

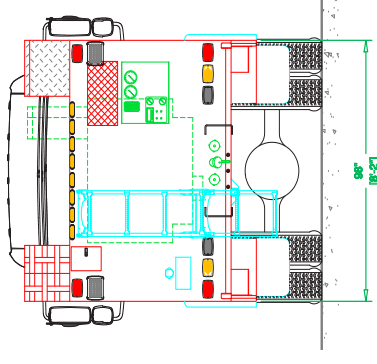
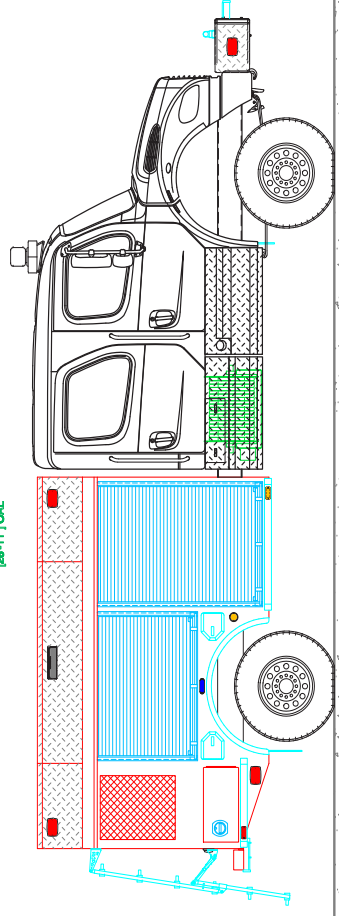
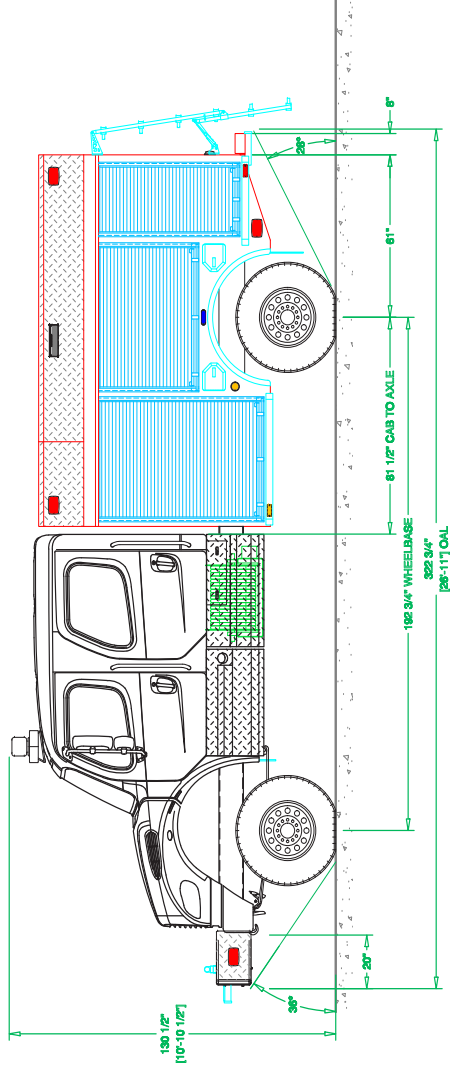
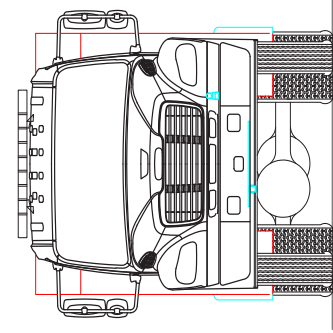
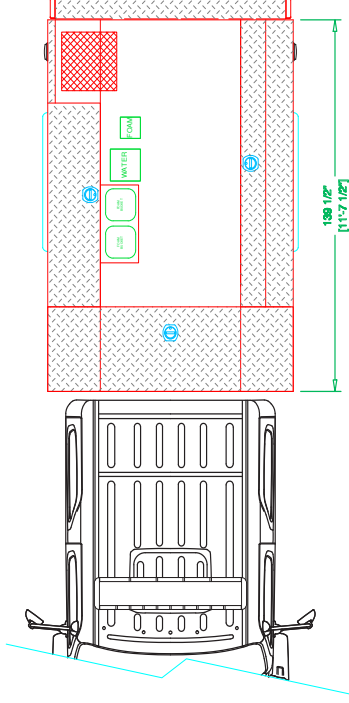
Cab: Freightliner M2 106 4-Door
Engine: Cummins L9 350 EV
Transmission: Allison 3000 EVS 5 SPD
Wheelbase: 193"

Body

Material: Aluminum
Body Length: 11' - 8"
Overall Height: 10' - 11"
Overall Length: 26' - 11"

Features

Darley HSE 250K Diesel Engine Pump
Dual Rear-Door Pump Access
Remote Pump Controls from Cab
Front-Bumper Ground-Sweep Snuzzles
ASA Voyager Rear Observation Camera System
750-Gal Poly Water Tank
FoamPro 2001 Foam Proportioning System
OnScene Solutions Cargo Slides and Compartment Lights
Weldon V-MUX Vista IV Multiplex System
GoLight LED Motorized Spotlight



See more at svitrucks.com