



## Summit Fire & EMS, CO, Rescue Pumper #1126

### Chassis

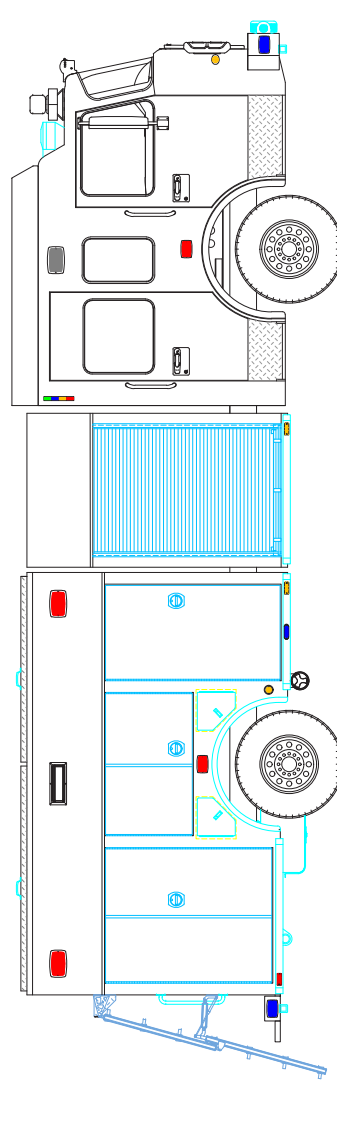
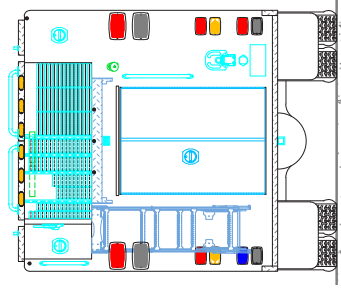
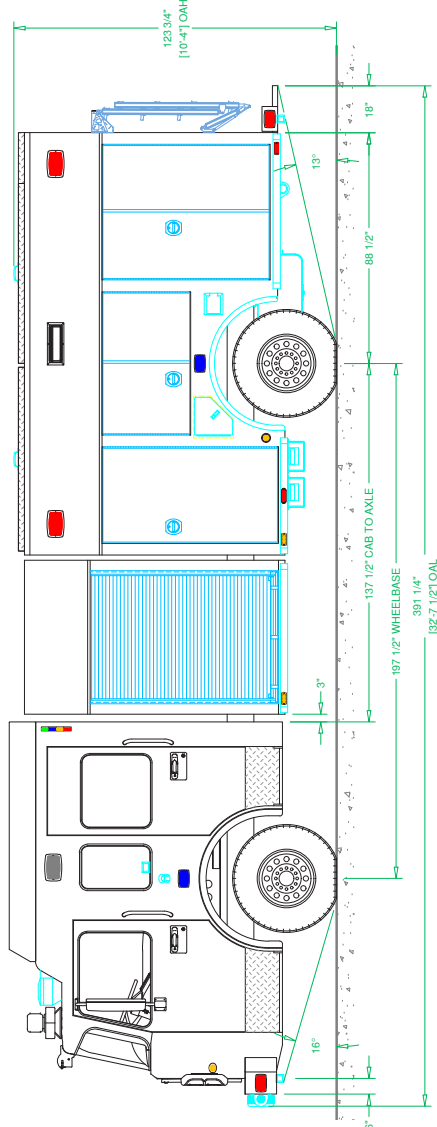
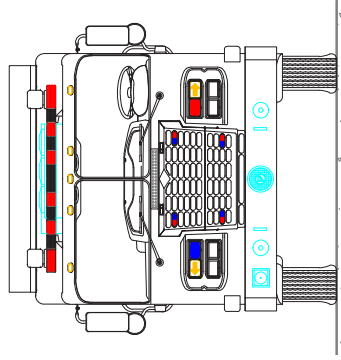
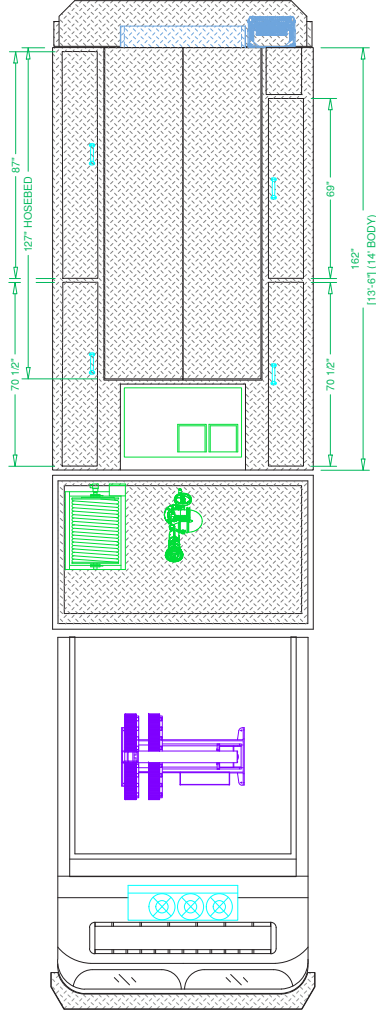
Cab: Spartan Gladiator EMFD with 10" RR  
Engine: Cummins X15, 565HP  
Transmission: Allison EVS 4000  
Wheelbase: 198"

### Body

Material: Aluminum  
Body Length: 14'  
Overall Height: 10' - 4"  
Overall Length: 32' - 8"

### Features

1,750-GPM Hale QMAX Pump  
TFT Crossfire Model XFC-52 Portable Deck Monitor  
FRC PumpBoss PBA401-D00 Pressure Governor  
500-Gal. Poly Water Tank  
Command Light Knight Series Light Tower  
FoamPro 2001 Fully Automatic System  
Whelen LED Warning & Scene Lighting Package  
SlideMaster Structural-Steel Slideout Trays  
OnScene Solutions LED Compartment Lighting  
Full Height Crew Area Interior Storage Cabinet



See more at [svitrucks.com](http://svitrucks.com)