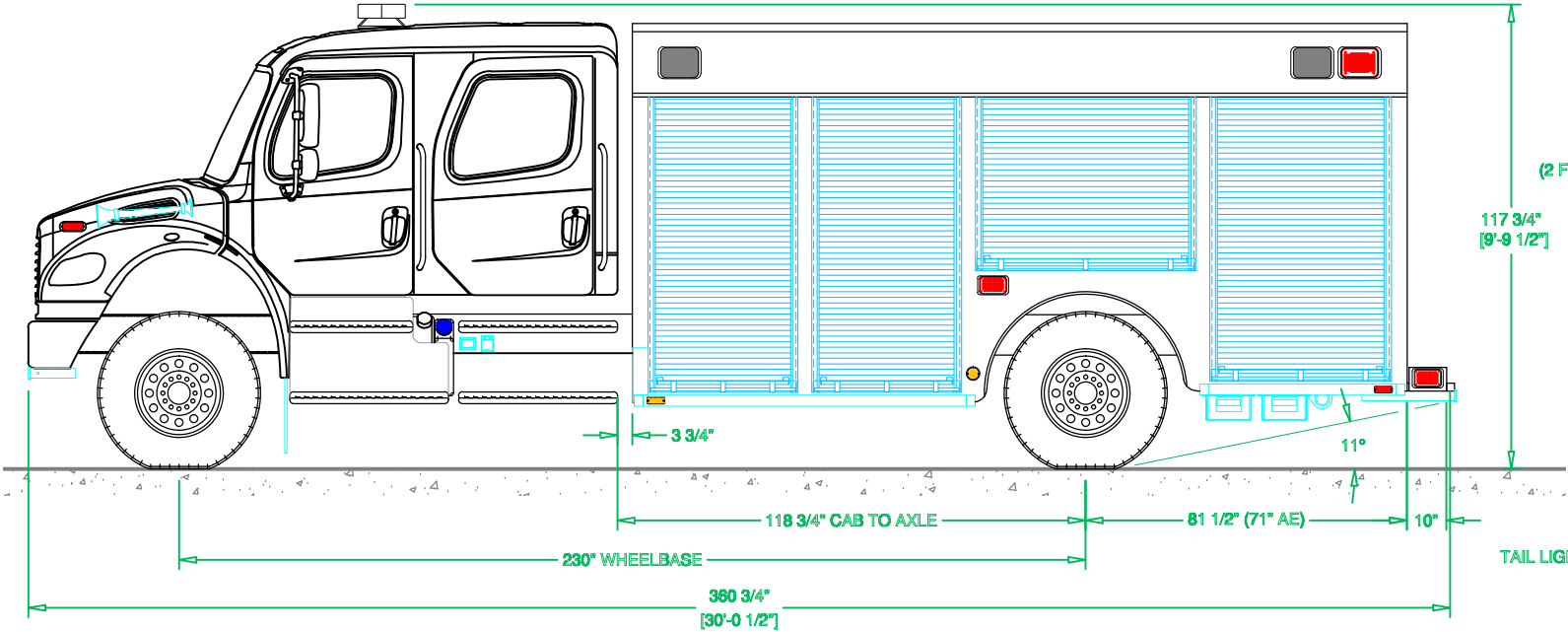

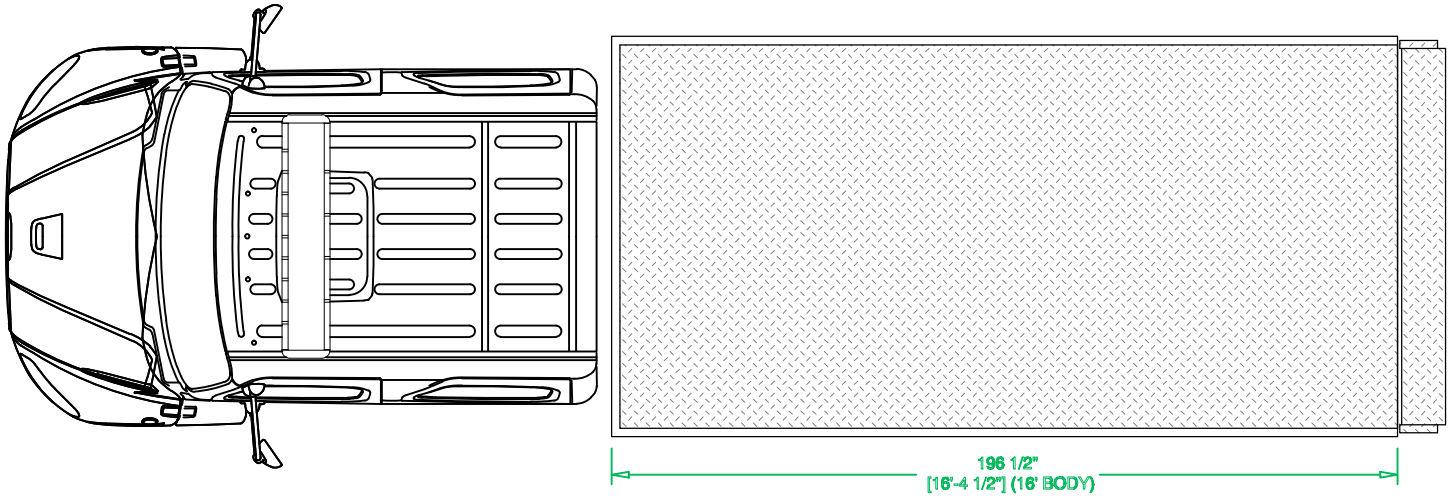


PRELIMINARY DRAWING - FOR LAYOUT PURPOSES ONLY

REVISIONS			
REV	DESCRIPTION	DATE	BY

NOTE 1: Do not scale drawing. This drawing is for general truck configuration only. All items and dimensions shown are approximate and may vary with final production. The drawing may not provide illustration for all items in the specification. In all situations where the drawing may contradict the specifications, the specifications shall prevail. This drawing and all data herein are provided as confidential materials and shall not be reproduced without written consent of the manufacturer.

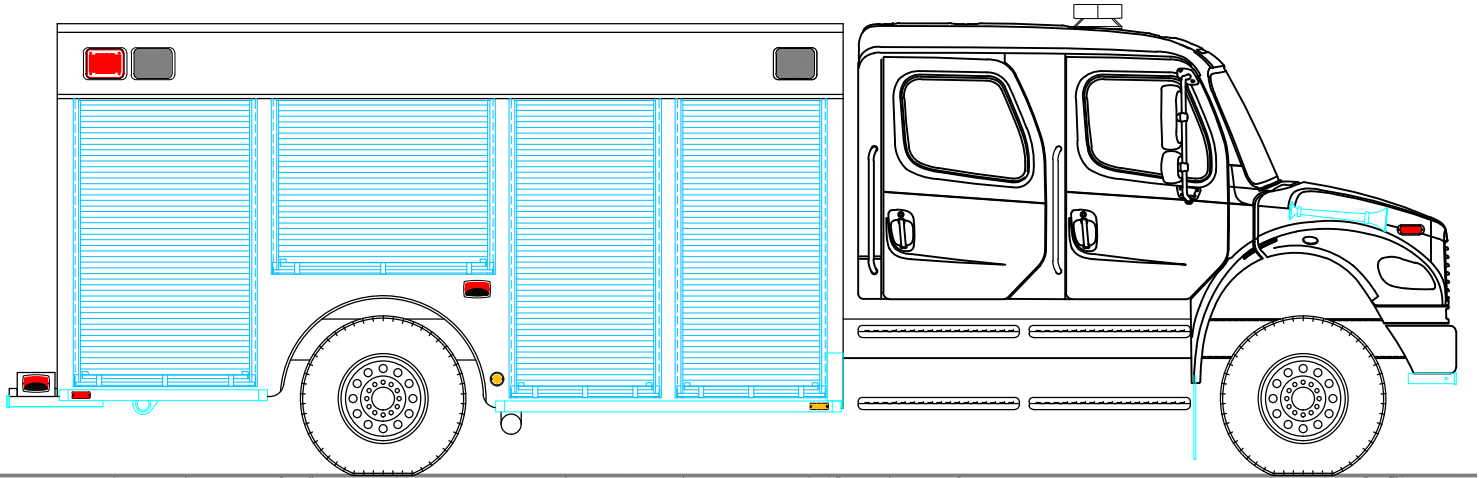
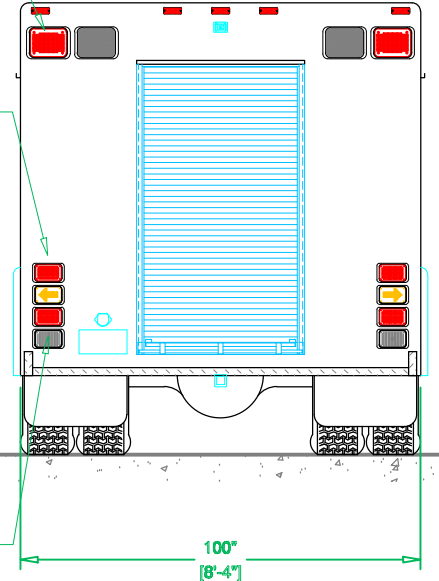
NOTE 2: Chassis frame height will change due to axle characteristics, loading and tire dimensions which will affect the overall height dimension shown. Any overall height restrictions should take this into consideration and allow approximately 2-3 inches of tolerance.



(4) WHELEN C9
RED LED WARNING LIGHTS
(1 EACH SIDE, 2 REAR)

(8) WHELEN C6,
RED LED WARNING LIGHTS,
(2 FRONT, 2 EACH SIDE, 2 REAR)

TAIL LIGHTS, INDIVIDUAL WHELEN C6



SVI FIRE & RESCUE TRUCKS
3842 REDMAN DRIVE, FORT COLLINS, CO 80524 PHONE 970-297-7100, FAX 970-297-7099

**BOULDER, COLORADO
POLICE DEPARTMENT**

BODY SIZE: 16' BODY	UNIT TYPE: MEDIUM RESCUE
BODY MATERIAL: 3/16" ALUMINUM	TRUCK NO: SVI #xxxx
CHASSIS TYPE: FRIEGHTLINER	WHEELBASE: SEE DWG
M2	CAB TO AXLE: SEE DWG
-	OVERALL LENGTH (OAL): SEE DWG
FOUR DOOR	OVERALL WIDTH (OAW): SEE DWG
	OVERALL HEIGHT (OAH): SEE DWG
DRAWN BY: HJR	DATE: June 27, 2019
DRAWING NO: BoulderPD_CO_MPL_Prelim1	SCALE: 1/4" = 1'-0"

SHEET **1** OF **2**

REVISIONS			
REV	DESCRIPTION	DATE	BY

