



Miami-Dade, FL Heavy Rescue #1148

Chassis

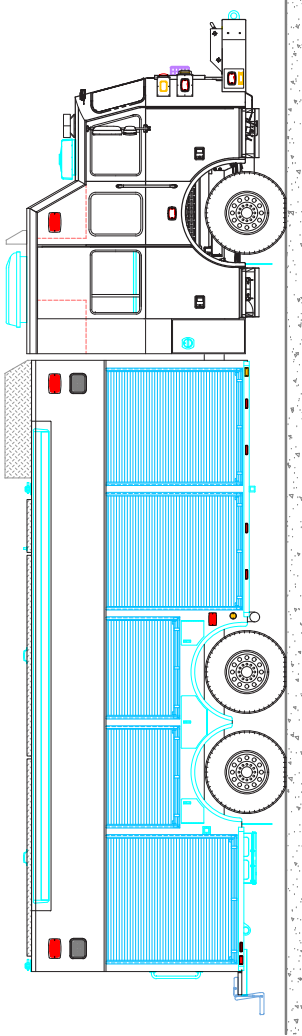
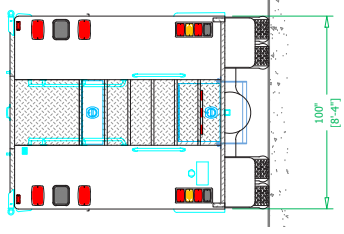
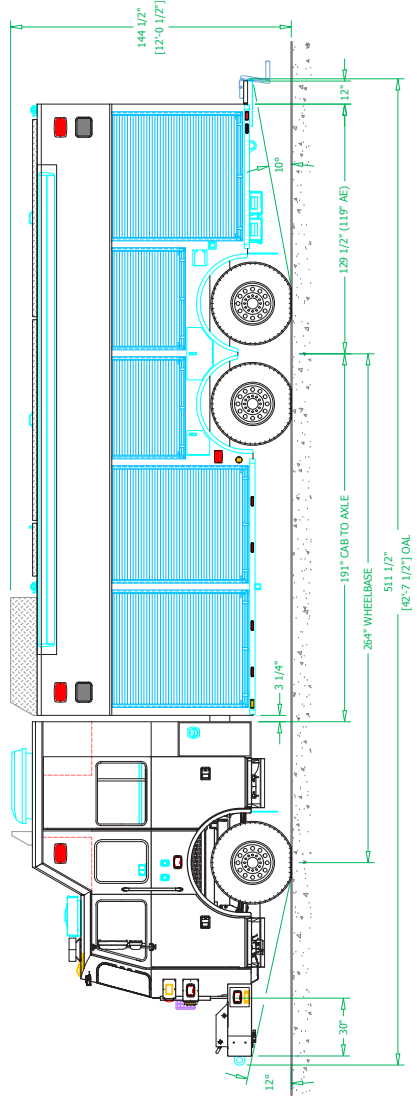
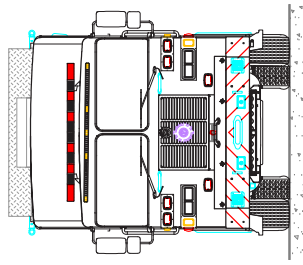
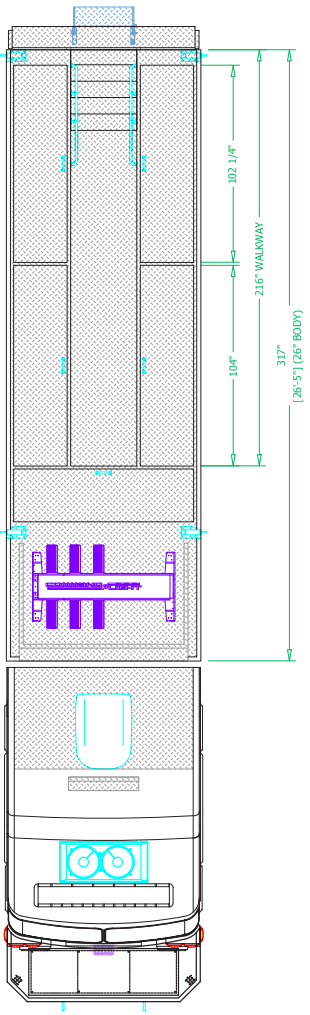
Cab: Sutphen 73" with 20" RR 4-Door
Engine: Cummins X12 500 HP
Transmission: Allison Gen 5 EVS 4000
Wheelbase: 264"

Body

Material: Stainless Steel
Body Length: 26'
Overall Height: 12'
Overall Length: 42' – 7"

Features

Onan Protec 25-Watt PTO Generator System
Walk-In Area with Bench Seat and SCUBA Tank Brackets
CL Command Light Series Tower
Carefree Mirage Roll-Out Patio Awnings
Hannay Electric Cable and Hose Reel with Power Rewind
SlideMaster Structural Steel Slideout Trays
Aluminum Slideout Vertical Tool Boards
(5) Upper Body Storage Compartments
Hansen 4000 LIT Lite Anti-Slip Handrails
OnScene Solutions LED Compartment Lighting



See more at svitrucks.com