



Poudre Fire Authority, CO Walk-In Heavy Rescue #1117

Chassis

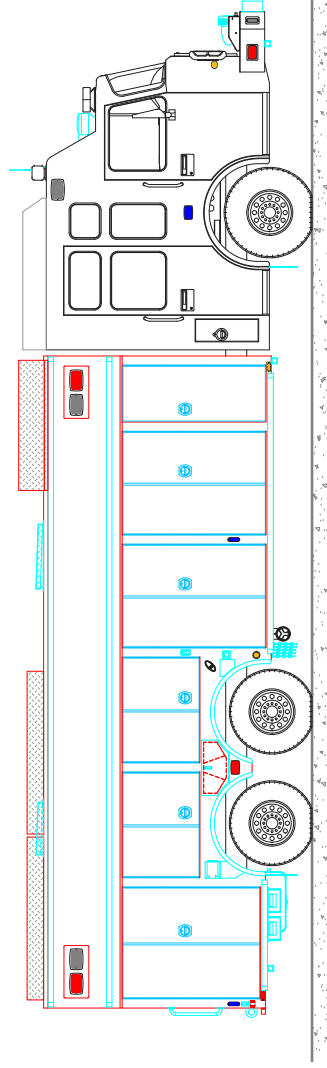
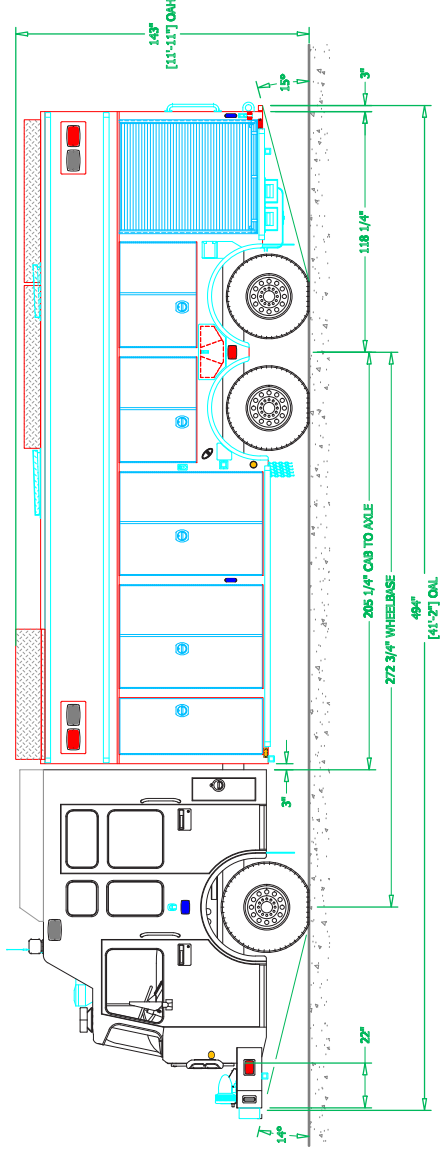
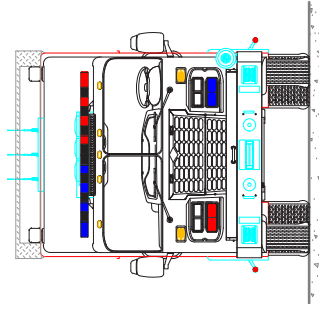
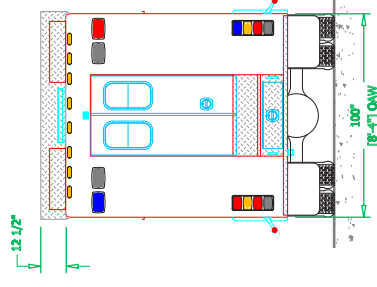
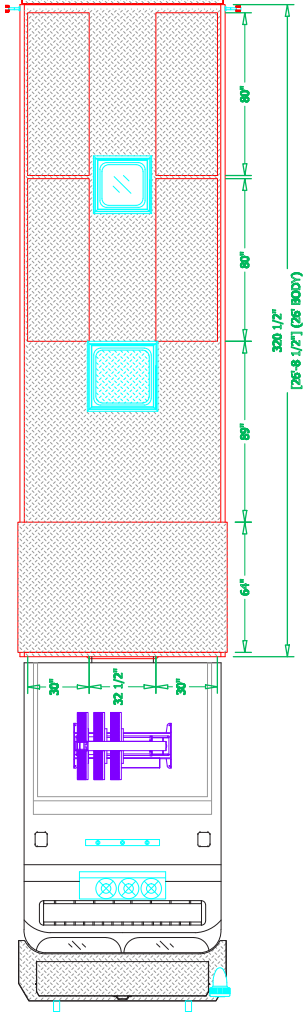
Cab: Spartan Gladiator LFD with 24" RR
Engine: Cummins X15 600 HP
Transmission: Allison EVS 4000
Wheelbase: 273"

Body

Material: Aluminum
Body Length: 26'
Overall Height: 11' - 11"
Overall Length: 41' - 2"

Features

Interior Walkway with Roof Access and Cab/Rear Entry
Spacious Crew Area with Desks and Storage Cabinets
Flush-Fitting Hinged-Door Construction
Command Light Knight Series Light Tower
OnScene Solutions LED Compartment Lighting
SlideMaster Structural-Steel Slideout Trays
Warn Zeon 8,000-lb. 12 VDC Electric Winch
Hannay Electric Cable Reel with Power Rewind
Whelen LED Warning and Scene Lighting Package
Akron EJBX Cast Aluminum Electrical Power Box



See more at svitrucks.com