



Snohomish County, WA Fire Dist. 7 Heavy Rescue #131

Chassis

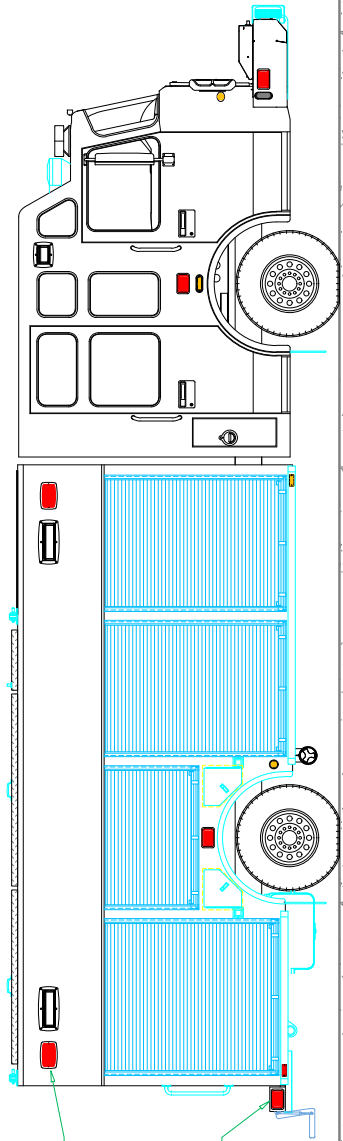
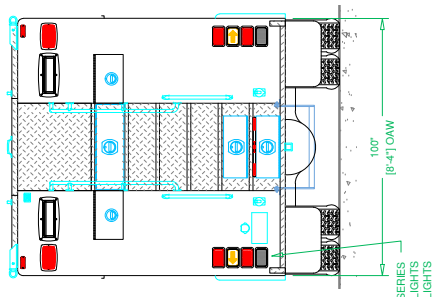
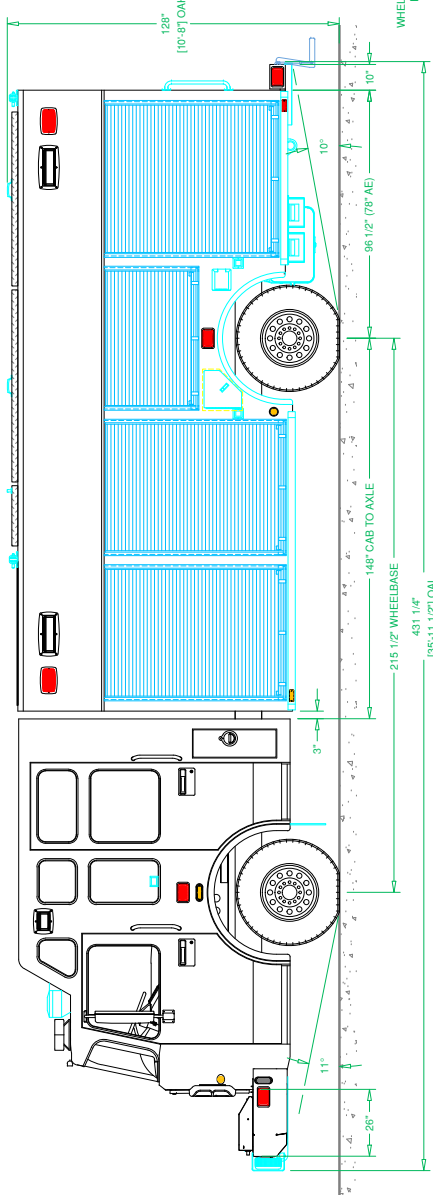
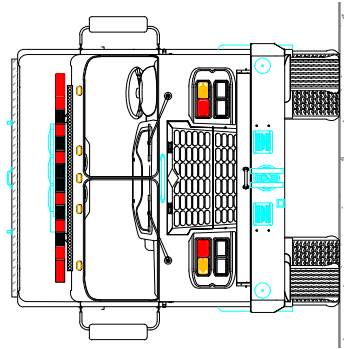
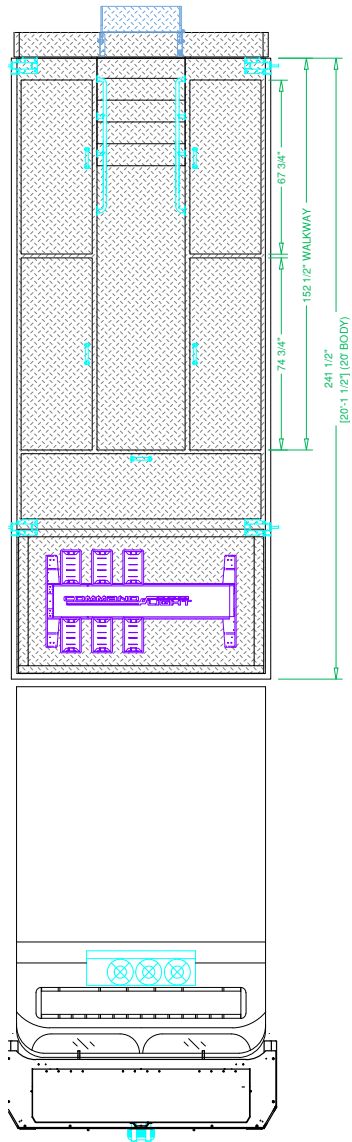
Cab: Spartan Gladiator with 20" RR
Engine: Cummins IS19, 450HP
Transmission: Allison 3000 EVS
Wheelbase: 216"

Body

Material: Aluminum
Body Size: 18'
Overall Height: 11'
Overall Length: 35'

Features

Command Light CL Series Light Tower
Whelen Edge FN72QLED 72" Lightbar
Onan Protec 20kW PTO Generator
OnScene Solutions LED Compartment Lighting
V'MUX vista IV Interface Modules
OnScene Solutions Cargo Slides



(6) WHELEN C9 SERIES
RED LED WARNING LIGHTS
(2 EACH SIDE, 4 REAR)

(12) WHELEN C6 SERIES
RED LED WARNING LIGHTS
(3 EACH SIDE, 2 FRONT, 2 REAR)



See more at svitrucks.com