



Farmington, NY Heavy Rescue #1175

Chassis

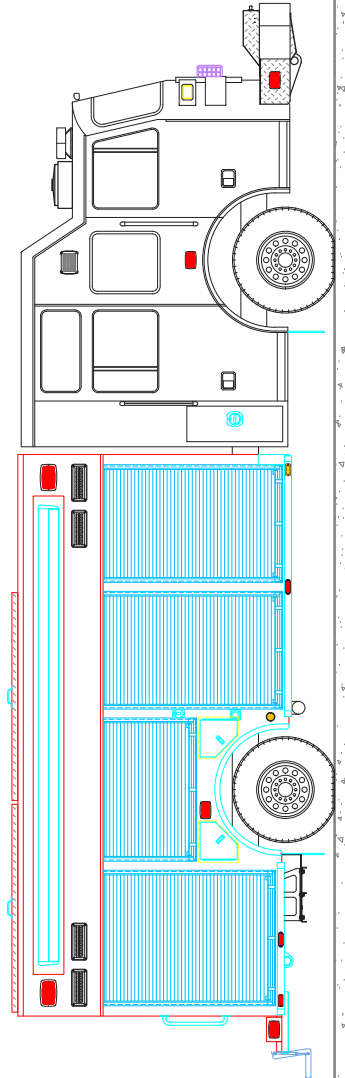
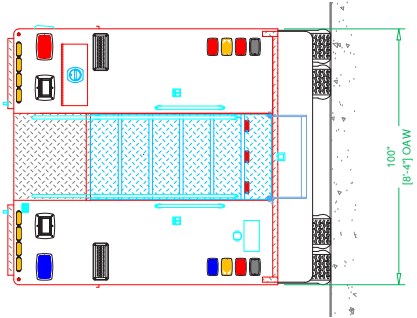
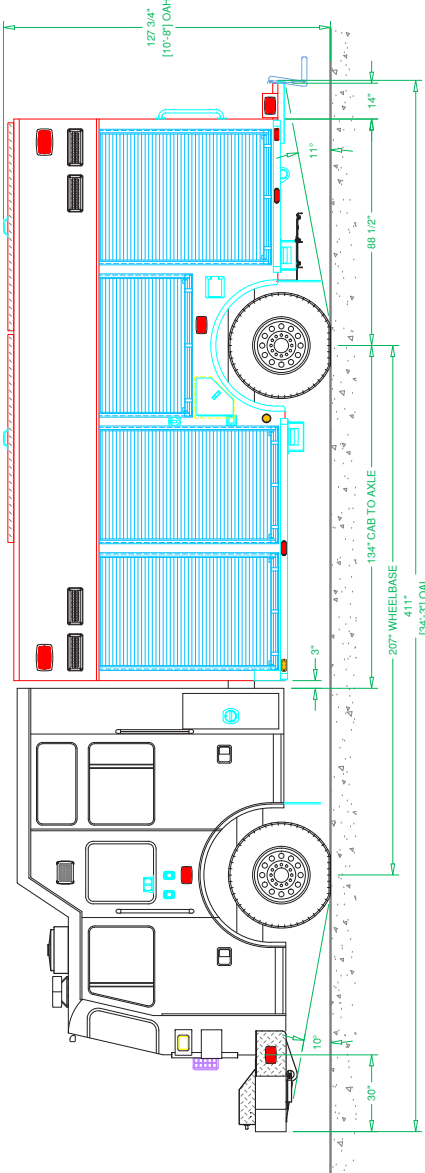
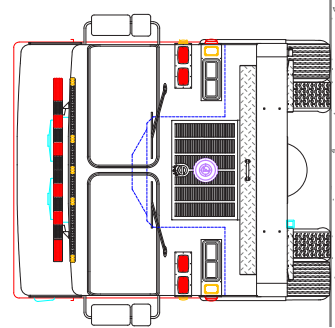
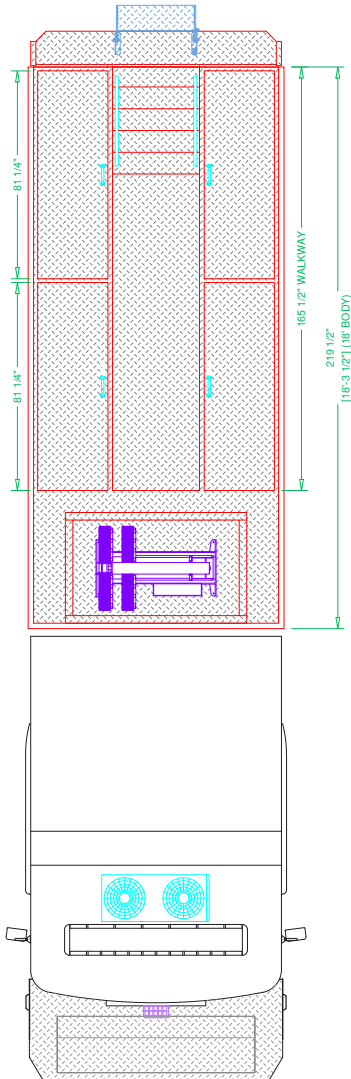
Cab: Sutphen 4-Door with 20" RR
Engine: Cummins L9 450 HP
Transmission: Allison Gen-5 EVS 3000
Wheelbase: 207"

Body

Material: Stainless Steel
Body Length: 18'
Overall Height: 10' - 8"
Overall Length: 34' -3"

Features

Onan Protec 25-Watt PTO Generator
Command Light KL Series Light Tower
Hannay Pressure Air Hose Reel(s) with Power Rewind
SCBA Cylinder Storage Module
Carefree Mirage Lateral Arm Acrylic Patio Awning
Walkway Step Compartment with Power Lift-Up Door
Upper Body Walkway with (4) Storage Compartments
SlideMaster Slide-Out Trays
Amdor White/Blue LED Lumabar Compartment Lights
Lista Drawer Cabinet
Norcold Refrigerator/Freezer



See more at svitrucks.com

