



## **Columbus, OH Walk-In Heavy Rescue Fleet #1196-1200**

### **Chassis**

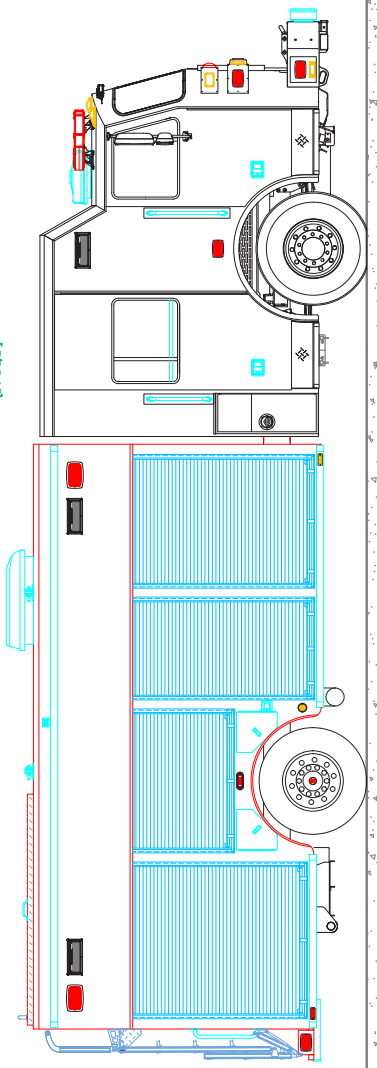
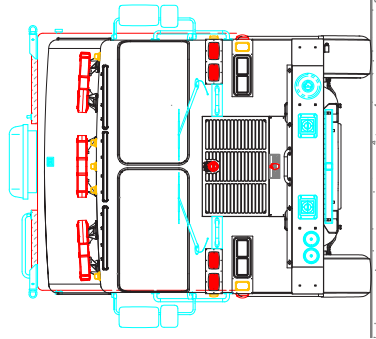
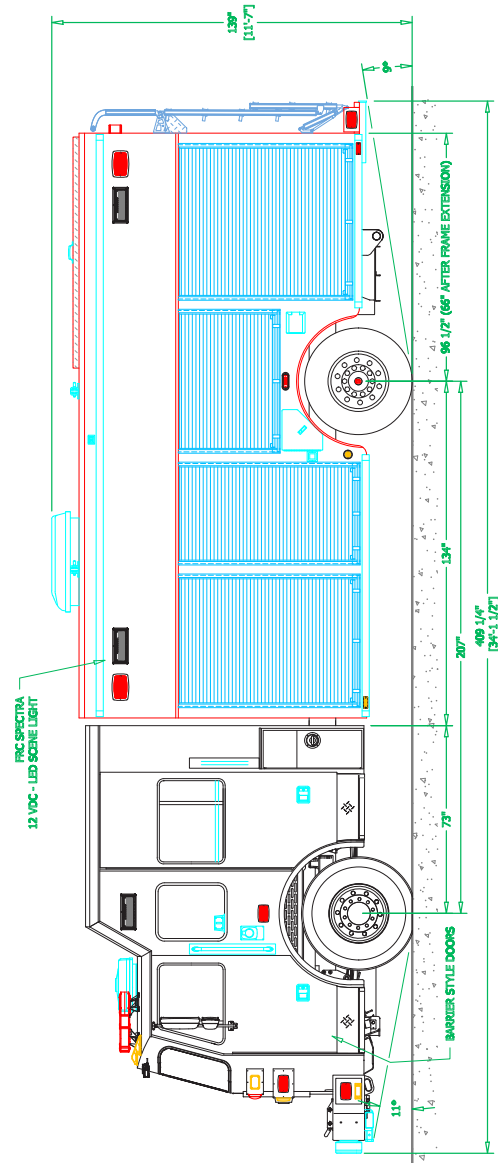
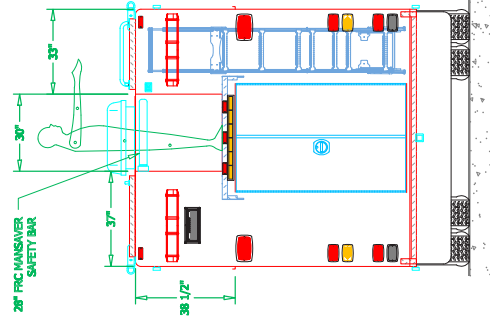
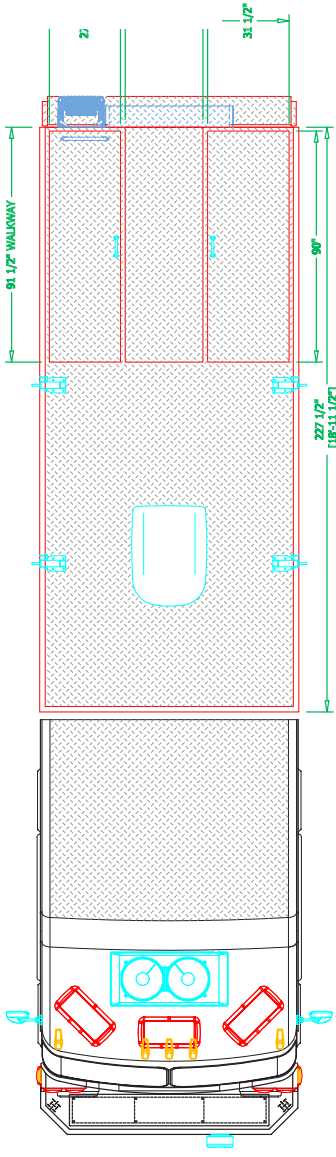
Cab: Sutphen Monarch 73" with 20" RR  
Engine: Cummins X12 455 HP  
Transmission: Allison Gen 5 EVS 4000  
Wheelbase: 207"

### **Body**

Material: Aluminum  
Body Length: 18'  
Overall Height: 11' - 7"  
Overall Length: 34' - 2"

### **Features**

Onan Protec 25k-Watt PTO Generator System  
Cab/Body Walk-Thru Connection  
Walk-In Area with Bench Seat and Storage Areas  
OnScene Solutions Dual Red/White LED Interior Lights  
OnScene Solutions Heavy-Duty Aluminum Cargo Slides  
Slideout Aluminum Vertical Tool Boards  
SCBA Cylinder Storage Module  
Amdor Roll-Up Compartment Doors  
Hannay Electric Cable and Hose Reel with Power Rewind  
FRC Man Saver Bar for Roof-Top Walkway



See more at [svitrucks.com](http://svitrucks.com)