



Elkhart Fire Department (IN) Walk-In Heavy Rescue #1216

Chassis

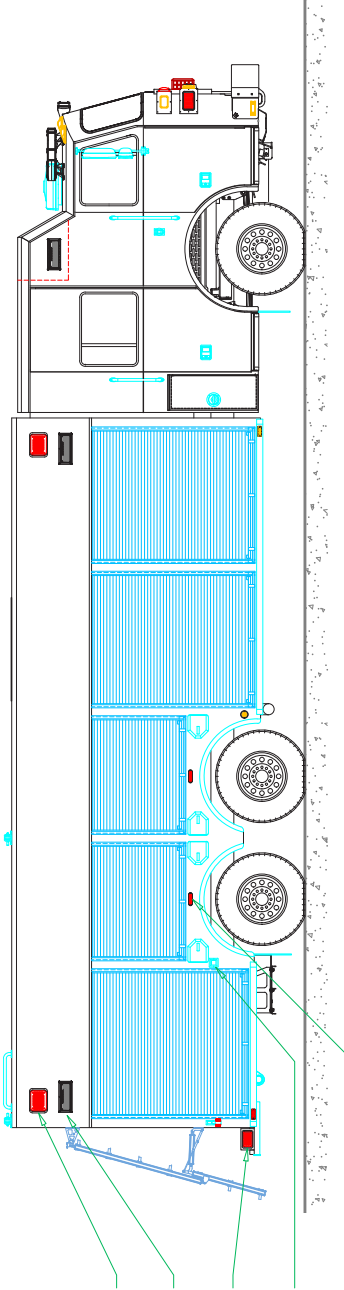
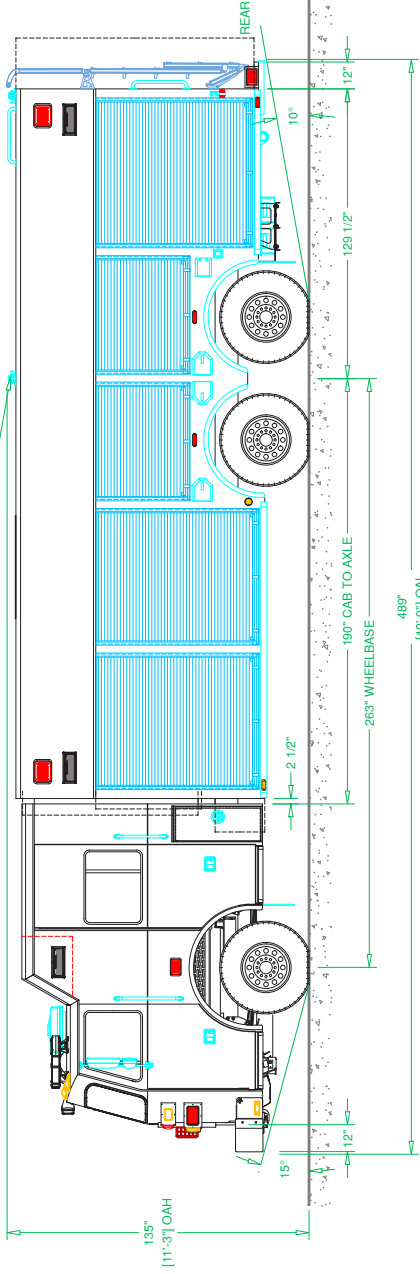
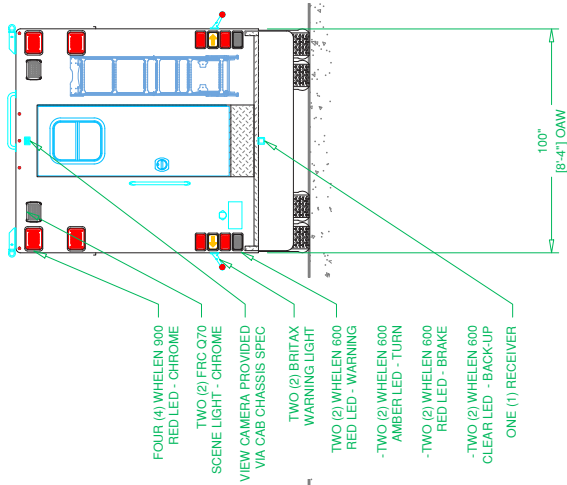
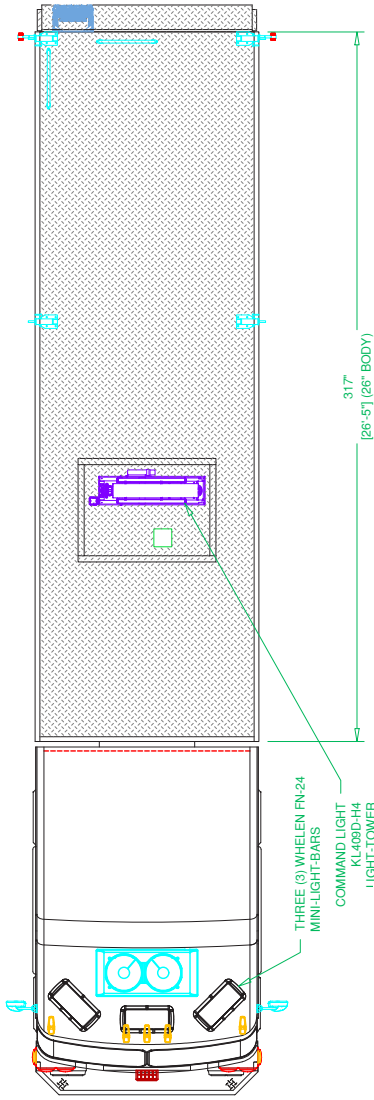
Cab: Sutphen Monarch, 20" RR
Engine: Cummins X12
Transmission: Allison 4000 EVS
Wheelbase: 263"

Body

Material: Aluminum
Body Length: 26'
Overall Height: 11' - 3"
Overall Length: 40' - 9"

Features

Hale MBP75-29 750 GPM Pump Station
250-Gal.-Capacity Water Tank
70" x 60" Heavy-Duty Swing-Out Tool Board
(2) Aluminum Vertical Tool Boards
Pivot-Guided Boat Motor Storage
Portable Warn Zeon 8-S Winch
Removable Rope Anchors
Command Light KL Slim Light Tower
FRC Spectra Max Scene Lighting
OnScene Solutions Access LED Compartment Lighting
ROM Series IV Roll-Up Compartment Doors



See more at svitrucks.com