



Central Mat-Su Fire Department, AK - Heavy Rescue #1251

Chassis

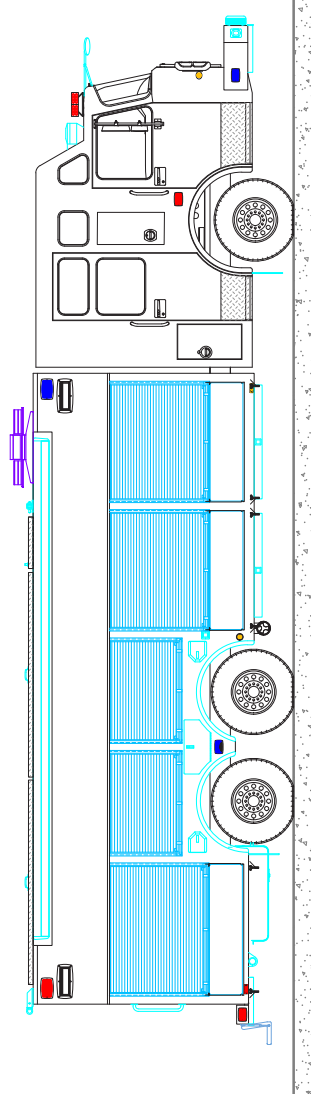
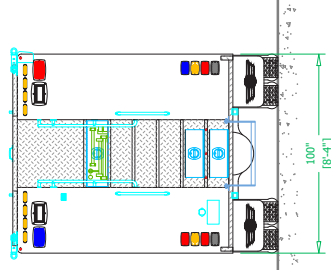
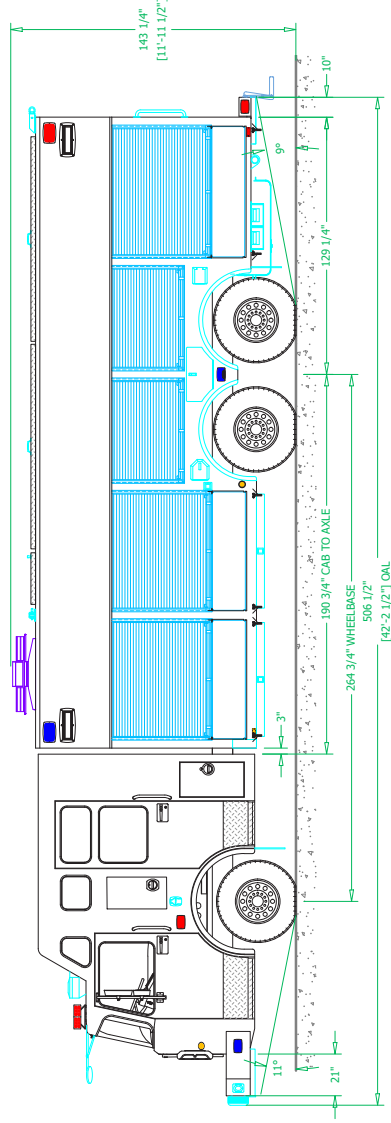
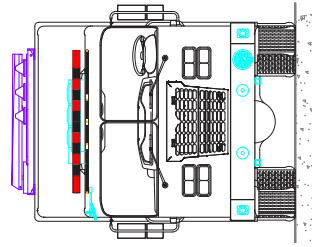
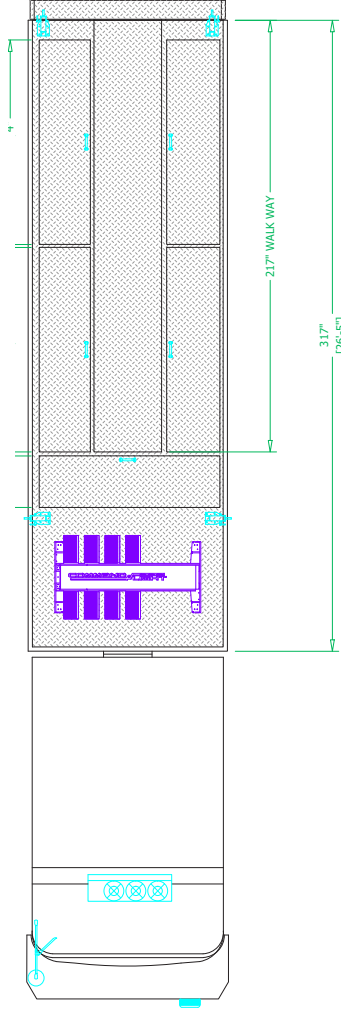
Cab: Spartan Gladiator ELFD 24" RR
Engine: Cummins X15
Transmission: Allison 4000 EVS
Wheelbase: 264"

Body

Material: Aluminum
Body Length: 26' - 5"
Overall Height: 11' - 11"
Overall Length: 42' - 2"

Features

OnScene Solutions Access PRO LED Lighting
OnScene Solutions 83 Series Transverse Cargo Slides
(4) Slideout Smooth Vertical Tool Boards
Command Light CL Series Light Tower
(6) Walkway Step Compartments
Portable Warn Zeon 8-S electric winch
ROM Series IV Roll-Up Compartment Doors
Under-Stair Storage
Hannay Electric Cable Reel
120 VAC Outlets



See more at svitrucks.com