



Rowlett Fire Department, TX - Air/Light #1213

Chassis

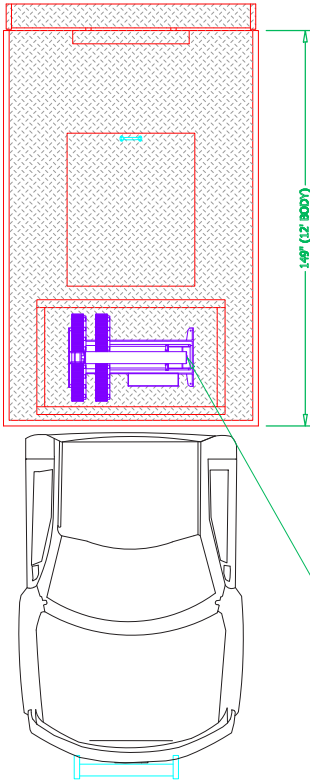
Cab: Ford F600, 2-Door, 2WD
Engine: Powerstroke 330HP 6.7L V-8
Transmission: Ford TorqShift 10-Speed
Wheelbase: 169"

Body

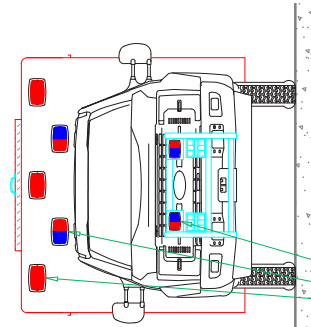
Material: Aluminum
Body Length: 12'
Overall Height: 9'
Overall Length: 24' - 3"

Features

OnScene Solutions Access PRO LED Lighting
Command Light KL Series Light Tower
10" Rear Step Bumper
ROM Series IV Roll-Up Compartment Doors
Onan Protec PTO 20 KW Generator System
Eagle Sidewinder X2 SCBA Fill Station
(60) SCBA Storage Capacity
Girard G-2085, 12 VDC Retractable Awning
Hannay Electric Cable Reel
120 VAC Outlets
Whelen LED Warning & Scene Light Package



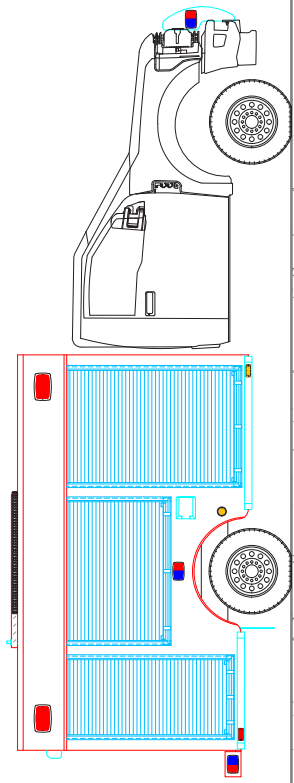
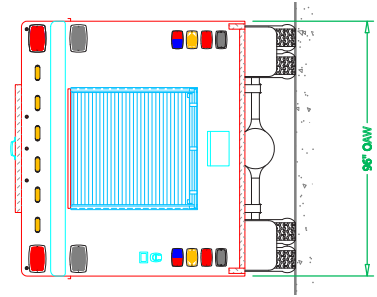
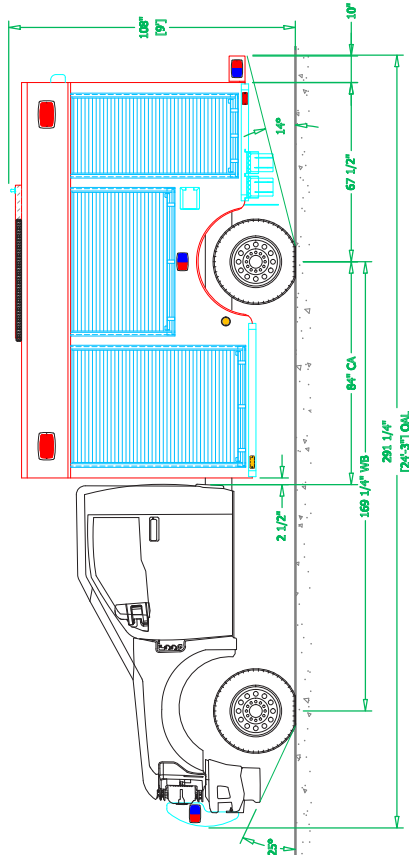
CL. KNIGHT LIGHT
R44150 (4-1500)



THREE (3) WHEEL MS
RED | BLUE LED - CHROME

TWO (2) WHEEL MS
RED | BLUE LED - CHROME

TWO (2) WHEEL MS
RED | BLUE LED - CHROME



See more at svitrucks.com