



LAW ENFORCEMENT



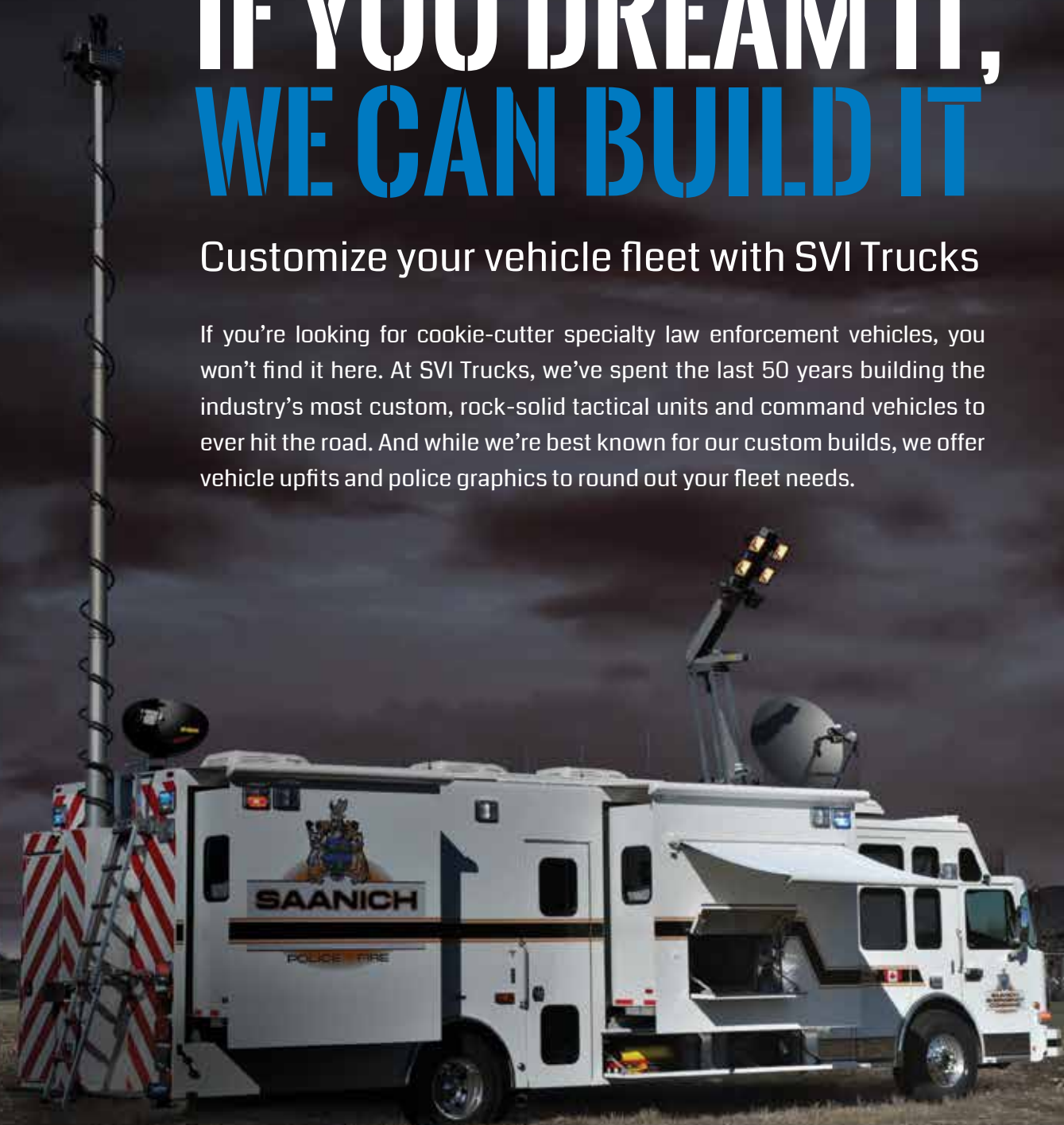
COMMAND / TACTICAL VEHICLES



IF YOU DREAM IT, WE CAN BUILD IT

Customize your vehicle fleet with SVI Trucks

If you're looking for cookie-cutter specialty law enforcement vehicles, you won't find it here. At SVI Trucks, we've spent the last 50 years building the industry's most custom, rock-solid tactical units and command vehicles to ever hit the road. And while we're best known for our custom builds, we offer vehicle upfits and police graphics to round out your fleet needs.



UPFITTING + GRAPHICS
To round out our offerings, SVI offers vehicle upfitting and custom graphics.

Details on Page 7

NO MATTER THE SIZE OF THE CHASSIS, WE CAN BUILD ON IT!



HEAVY-DUTY CHASSIS

Page 3



MEDIUM-DUTY COMMERCIAL

Page 4-5



LIGHT-DUTY COMMERCIAL

Page 6



MOBILE COMMAND

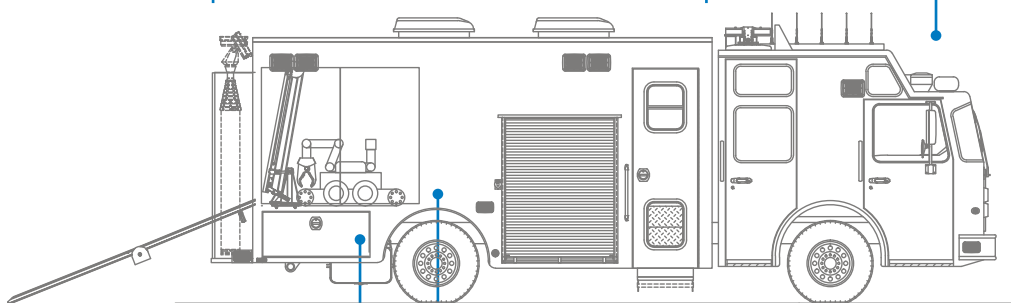


SVI Trucks builds on your choice of heavy-duty chassis to deliver the toughest, most-advanced command vehicles for any hazmat scene or catastrophic response. Command the scene with a one-, two- or three-slideout configuration, complete with conference areas, work stations and custom technology integrations.

CAB/CHASSIS

CHASSIS: Single- or tandem-axle custom (Spartan or Sutphen) chassis; CAB: 2, 3 or 4 doors

BODY LENGTH: 16-28'



COMPARTMENTS

USABLE DEPTH (BELOW FRAME): 24"
 USABLE DEPTH (ABOVE FRAME): 96"
 DOORS: Hinged or roll-up

CONSTRUCTION

SUB-FRAME: Aluminum or stainless steel
 BODY MATERIAL: 3/16" aluminum or 12 ga. stainless steel
 BODY CONSTRUCTION: Formed double-panel construction

CUSTOMIZATION IDEAS

INTERIOR OPTIONS

- Command areas with custom aluminum powder-coated desks, tables, cabinets and laboratory
- Galley with refrigerator/microwave
- Data/technology room
- Lavatory with sink/toilet
- Slideout rooms

TECHNOLOGY INTEGRATION

- Data racks and phone systems
- Computers, networking systems, TV satellites and WiFi capability
- Audio/video recording/broadcasting
- Touchscreen audio/video routing
- SMART Boards
- Mast or drone surveillance
- Weather stations and light towers

TECHNICAL EQUIPMENT



CONFERENCE TABLES / WORK STATIONS



OPTIONAL GALLEY AND LAVATORIES





INCIDENT VEHICLES



No matter the incident, SVI Truck can customize your choice of medium-duty commercial chassis for SWAT operations, EOD/bomb response and DUI/BAT enforcement — all with GVWs ranging from 26,000-35,000 lbs. on a heavy-duty sub-frame.

BODY LENGTH: 14-20'

CAB/CHASSIS

CHASSIS: Single- or tandem-axle commercial chassis (Freightliner, International or Kenworth); CAB: 2 or 4 doors

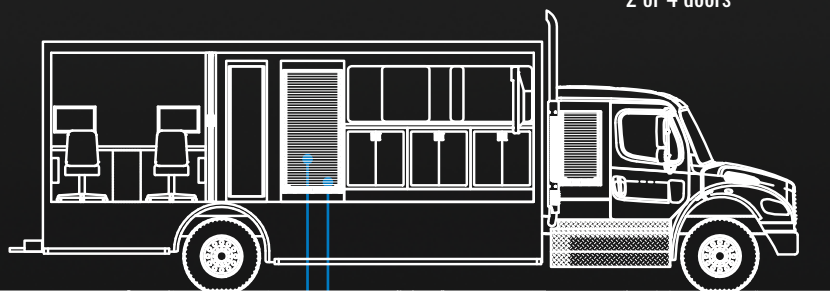
CUSTOMIZATION IDEAS

INTERIOR EQUIPMENT

- Command areas with slideout rooms
- Custom aluminum powder-coated desks, tables and cabinets
- Galley with refrigerator/microwave
- Lavatory with sink/toilet

TECHNOLOGY INTEGRATION

- Data / technology room with computers, data racks, phone systems, networking systems, TV satellites and WiFi capability
- Audio/video recording/broadcasting
- Touchscreen audio/video routing
- SMART Boards
- Mast or drone surveillance
- Weather stations and light towers
- Power awnings



COMPARTMENTS

USABLE DEPTH (BELOW FRAME): 24"
 USABLE DEPTH (ABOVE FRAME): 94"
 DOORS: Hinged or roll-up

CONSTRUCTION

SUB-FRAME: Aluminum or stainless steel
 BODY MATERIAL: 1/8" and 3/16" aluminum or 12 ga. stainless steel
 BODY CONSTRUCTION: Formed double-panel construction

EXPANSIVE SLIDEOUT CONFIGURATIONS



DUI CHECKPOINT VEHICLES



COMMAND VEHICLE WORK STATIONS





TACTICAL RESPONSE



Among our chassis options, SVI Trucks offers van-type chassis configurations on a Ford, Freightliner or Mercedes Sprinter chassis, perfect for SWAT trucks, EOD/bomb vehicles and crime scene units.

CUSTOMIZATION IDEAS

EXTERIOR EQUIPMENT

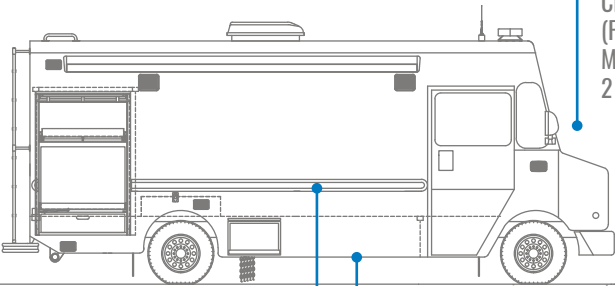
- PTO, hydraulic or diesel generators
- Light towers and traffic flow boards
- Ramp for EOD device deployment
- Power awnings
- Hinged or roll-up exterior doors with adjustable shelving and cargo trays and tool boards
- Light towers

INTERIOR FEATURES

- Arsenal, weapon and tactical gear storage
- Custom fabricated bench seating
- Stowable conference table
- Interior work stations with communication and surveillance
- AC-cooled interiors

BODY LENGTH: 10-14'

CAB/CHASSIS



CHASSIS: Single-axle commercial chassis (Ford F59, Ford E-450, Freightliner MT55 or Mercedes Sprinter 2500); chassis; CAB: 2 doors

COMPARTMENTS

USABLE DEPTH (BELOW FRAME): 18"
USABLE DEPTH (ABOVE FRAME): 91"
DOORS: Hinged or roll-up

CONSTRUCTION

SUB-FRAME: Aluminum or stainless steel
BODY MATERIAL: 1/8" and 3/16" aluminum or 12 ga. stainless steel
BODY CONSTRUCTION: Formed double-panel construction

SWAT AND TACTICAL RESPONSE



GUN STORAGE



BI-FOLD RAMP FOR EOD ROBOT DEPLOYMENT





CRIME SCENE UNITS

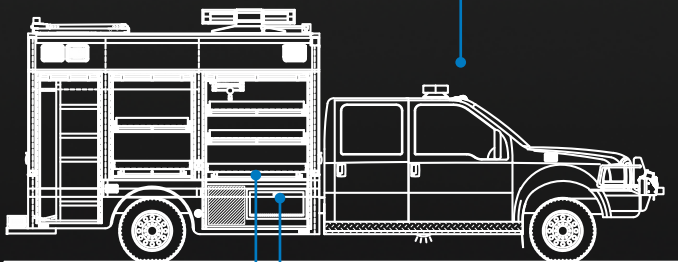


Built on a single-axle, light-duty commercial chassis with a GVW rating of 10,000-23,500 lbs., these trucks provide nimble response, while the rugged, aluminum walk-in or walk-around body features custom compartments for all of your mobile crime lab essentials.

CAB/CHASSIS

CHASSIS: Single-axle 4x4 commercial chassis (Ford, Dodge or Chevy); CAB: 2 or 4 doors

BODY LENGTH: 9-14'



CUSTOMIZATION IDEAS

EXTERIOR EQUIPMENT

- PTO, hydraulic or diesel generators
- Light towers and traffic flow boards
- Electric awnings
- Winch, receivers and tie-off points
- Hose, cable and rescue reels
- Trailer hitch

CUSTOM CONFIGURATIONS

- Hinged or roll-up doors
- Adjustable shelving, cargo trays and tool boards
- On-board refrigeration
- GFCI duplex receptacles with covers
- Dive truck customizations, including cascade refilling stations

COMPARTMENTS

USABLE DEPTH (BELOW FRAME): 18"
 USABLE DEPTH (ABOVE FRAME): 91"
 DOORS: Hinged or roll-up

CONSTRUCTION

SUB-FRAME: Aluminum
 BODY MATERIAL: 1/8" or 3/6" aluminum
 BODY CONSTRUCTION: Formed double-panel construction

WALK-AROUND INVESTIGATION UNITS



HEAVY-DUTY CARGO TRAYS



LIGHT TOWERS AND ELEVATED ADVISORS





GHOST GRAPHICS > REFLECTIVE AT NIGHT

STEALTH DURING THE DAY

POLICE GRAPHICS

SVI's graphics division prints and ships custom police car decals and other law enforcement graphics, including ghost graphics, partial wraps and graphic kits, available in reflective, non-reflective or ghost finish.



REFLECTIVE CHEVRONS


DOOR DECALS IN 7 FINISHES

PARTIAL AND FULL VEHICLE WRAPS



CUSTOM FABRICATION >

VEHICLE UPFITTING



LIGHTS AND COMMUNICATION UPFITTING >

SVI Trucks offers vehicle upfitting services to transform stock units into well-equipped fleets. With a full engineering team and expert vehicle electricians, SVI can upfit your vehicle with all of the necessary lighting and communication equipment.





SVITRUCKS.COM

ROCK-SOLID WARRANTIES

SVI Trucks is a family-owned, Colorado-based company that specializes in building custom emergency vehicles. With more than 50 years in the industry, our strength is in our people and our dedication to crafting the most dependable vehicles. Every truck that leaves the factory is truly one-of-a-kind thanks to our innovative designs and relentless attention to detail.



Aluminum Structural



3842 Redman Dr., Ft Collins, CO 80524
svitrucks.com 888.784.1112

All information in this brochure is the latest available at the time of publication. Additionally, all photos in this brochure depict trucks that were spec'ed with custom options. See a SVI Trucks representative or authorized dealer for details. Printed in the USA. 2K 0720 ©2020 SVI Trucks